

POST MATCH SUMMARY REPORT



Espérance de Tunisie 0 - 3 Chelsea FC

Group D - Match 40
24 June 2025
21:00 Kick Off
Lincoln Financial Field

Match Summary - Teams



Espérance de Tunisie

0 — 3

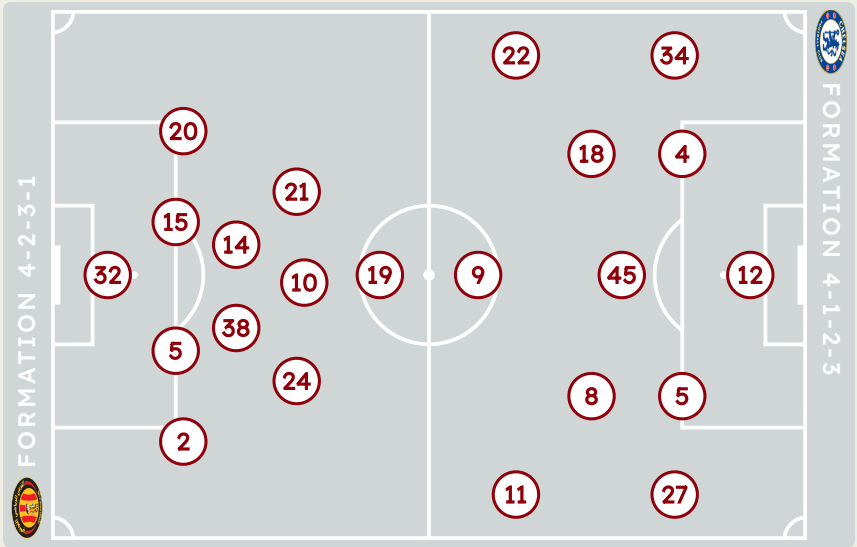


STARTING

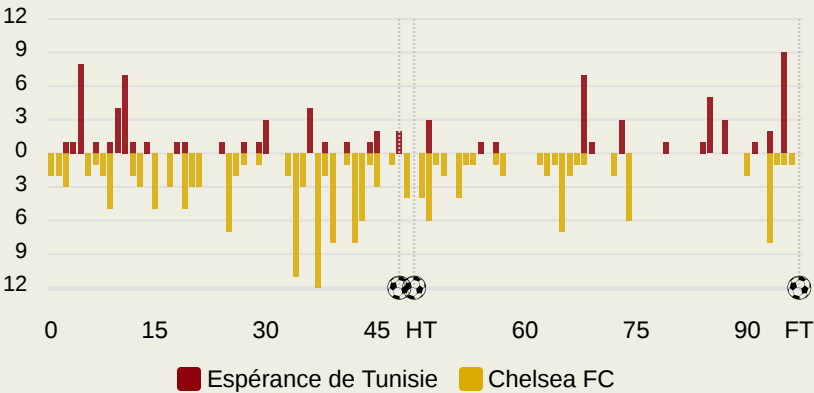
- 32 GK Bechir BEN SAID
- 2 MF Mohamed BEN ALI 98'
- 5 DF Yassine MERIAH
- 10 MF YAN SASSE 83'
- 14 MF Onuche OGBELU 92'
- 15 DF Mohamed Amine TOUGAI
- 19 FW Achraf JABRI 56'
- 20 DF Mohamed Amine BEN HMIDA
- 21 MF Abdramane KONATE 83'
- 24 FW Elias MOKWANA 45'
- 38 MF Khalil GUENICHI 72'

SUBSTITUTES

- 1 GK Amenallah MEMICHE
- 26 GK Mohamed Sedki DEBCHI
- 4 MF Mohamed Wael DERBALI 45' 87'
- 6 DF Hamza JELASSI
- 8 MF Housseem TKA 83'
- 9 FW RODRIGO RODRIGUES 56'
- 12 FW Haithem DHAOU
- 13 DF Raed BOUCHNIBA 72'
- 22 DF Ayman BEN MOHAMED
- 35 DF Aziz KOUDHAI
- 36 FW Chiheb JBELI 83'
- 39 FW Mohamed Rayen HAMROUNI



Distribution in the Final Third



STARTING

- Filip JORGENSEN GK 12
- 45+3' Tosin ADARABIOYO DF 4
- Benoit BADIASHILE DF 5
- 68' Enzo FERNANDEZ MF 8
- 59' 45+5' Liam DELAP FW 9
- 68' Noni MADUEKE FW 11
- Christopher NKUNKU FW 18
- Kiernan DEWSBURY-HALL MF 22
- 82' Malo GUSTO DF 27
- Josh ACHEAMPONG DF 34
- 59' Romeo LAVIA MF 45

SUBSTITUTES

- Robert SANCHEZ GK 1
- Mike PENDERS GK 39
- Marc CUCURELLA DF 3
- Levi COLWILL DF 6
- PEDRO NETO FW 7
- Cole PALMER MF 10
- 59' DARIO ESSUGO MF 14
- 68' ANDREY SANTOS MF 17
- 82' Mamadou SARR DF 19
- Trevoh CHALOBACH DF 23
- Reece JAMES DF 24
- Moises CAICEDO MF 25
- Aaron ANSELMINO DF 30
- 90+7' 68' Tyrique GEORGE FW 32
- 59' Marc GUIU FW 38

Match Summary - Key Statistics



Espérance de Tunisie



Chelsea FC

Possession

Total	28.1%	4.8%	67.1%	Total
0	Goals			3
2 (0)	Attempts at Goal (On Target)			16 (7)
255 (200)	Total Passes (Complete)			715 (662)
78 %	Pass Completion %			93 %
51	Completed Line Breaks			119
6	Defensive Line Breaks			12
54	Receptions in the Final Third			134
6	Crosses			11
8	Ball Progressions			23
355 (58)	Defensive Pressures Applied (Direct Pressures)			145 (26)
33	Forced Turnovers			41
48	Second Balls			55
103.7 km	Total Distance Covered			102.4 km
5.1 km	Zone 4 – Low Speed Sprinting: 20-25 km/h			4.8 km



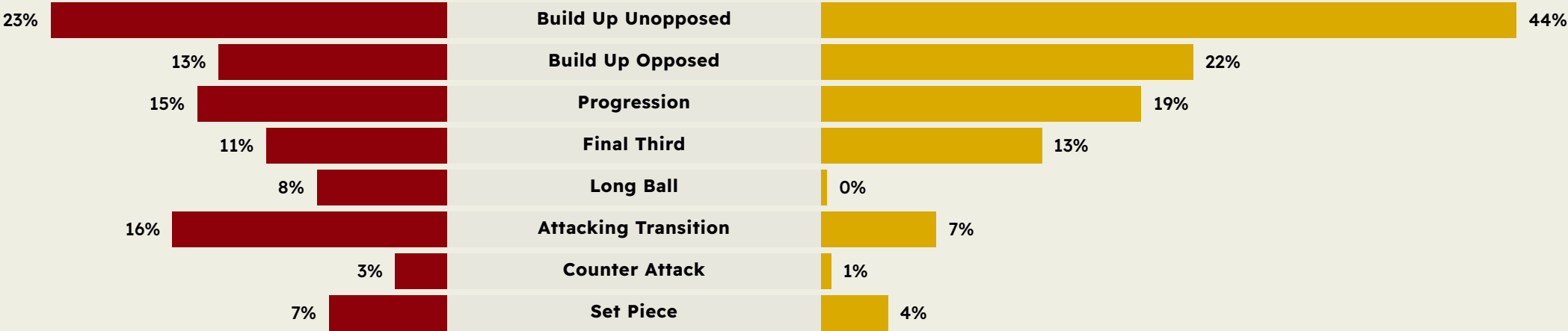
Espérance de Tunisie

Phases of Play

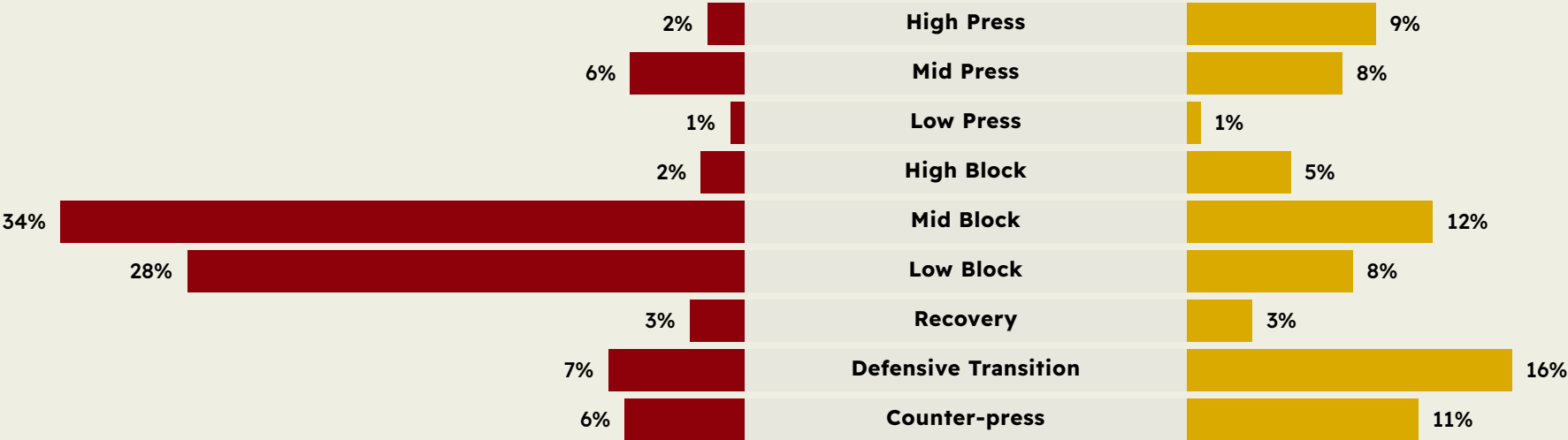
Chelsea FC



IN POSSESSION



OUT OF POSSESSION





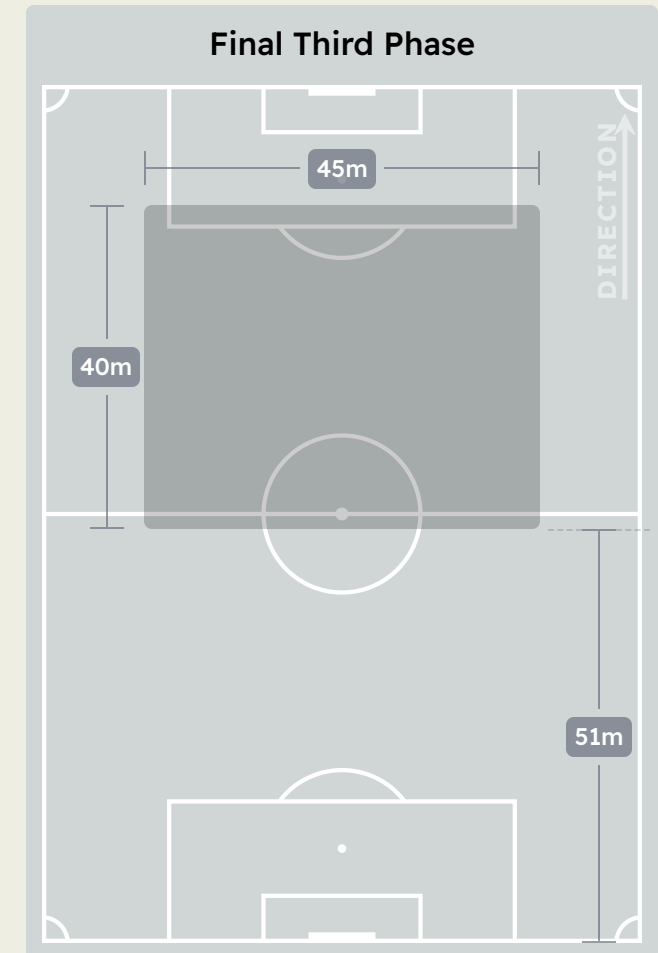
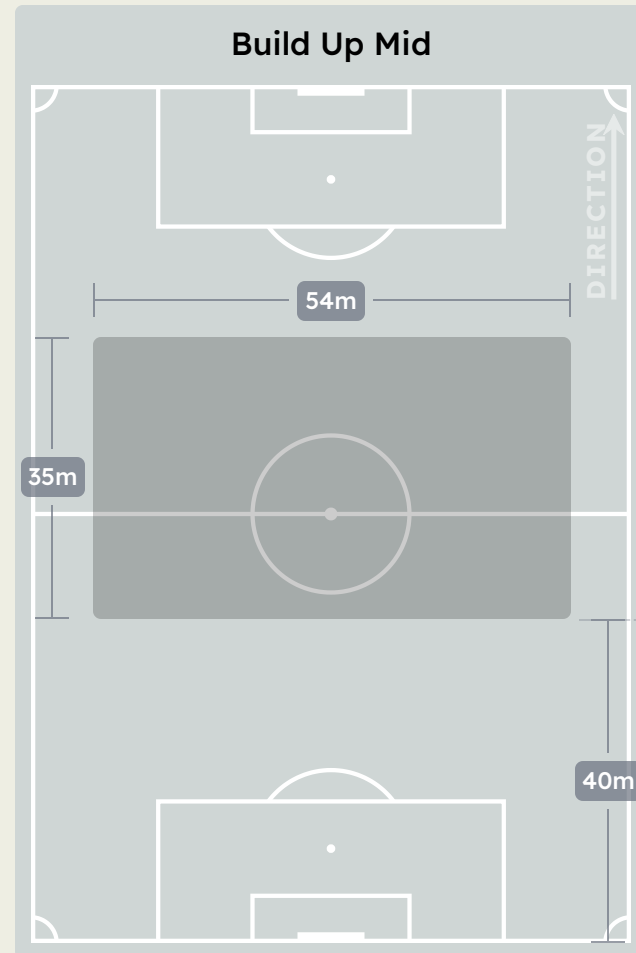
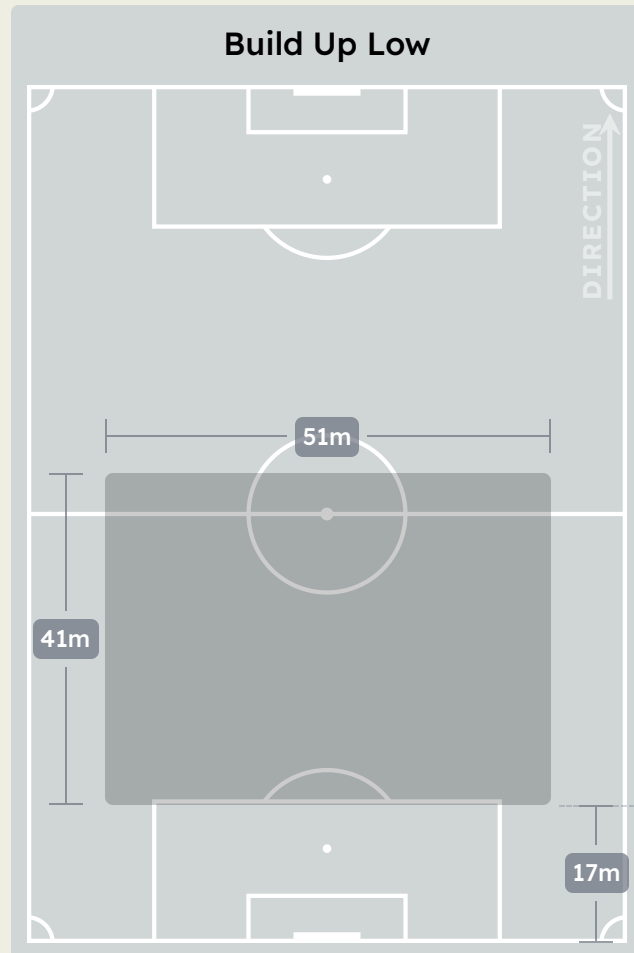
IN POSSESSION



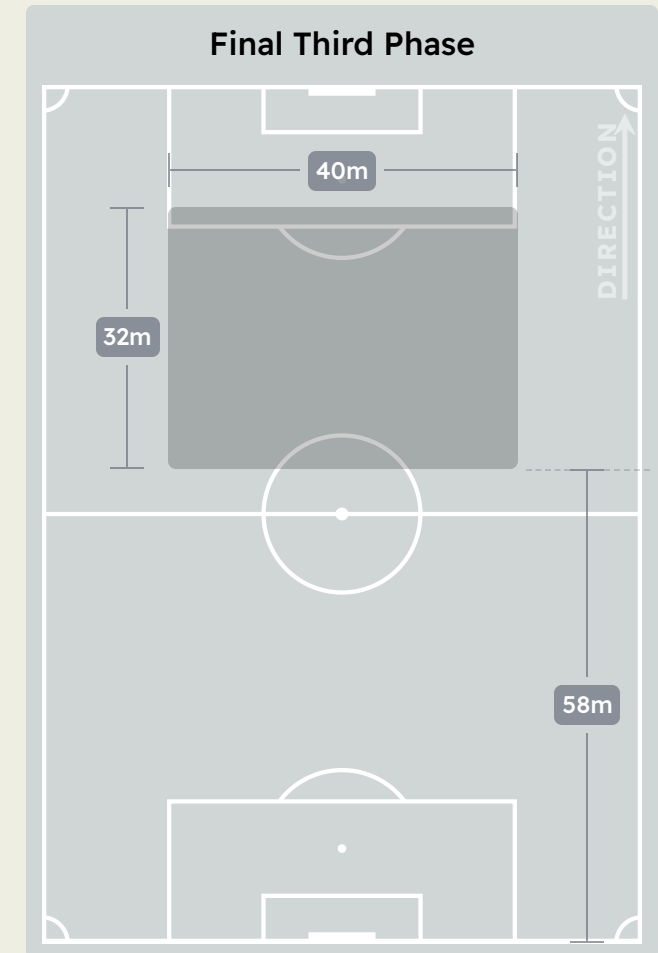
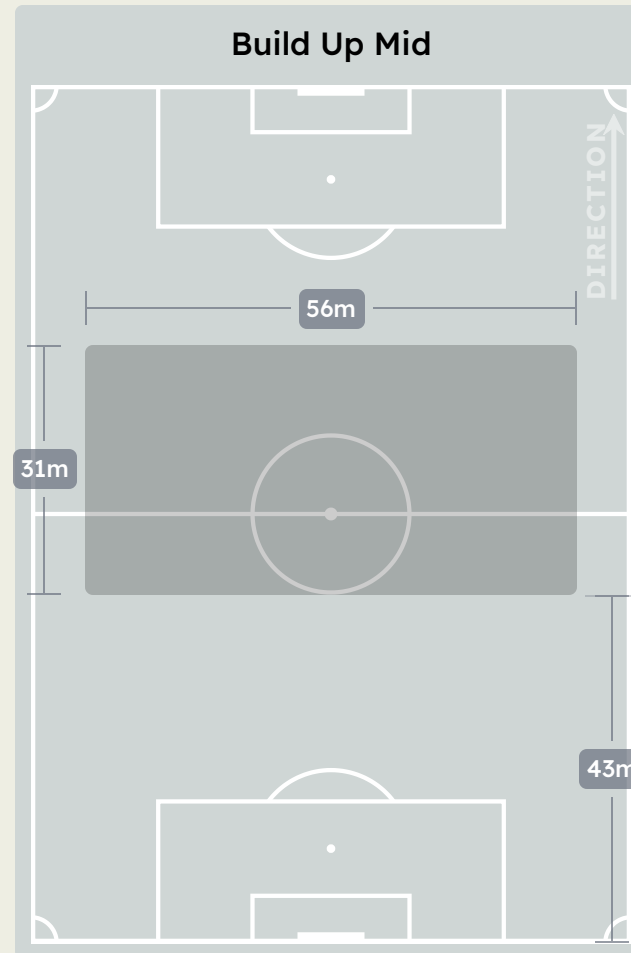
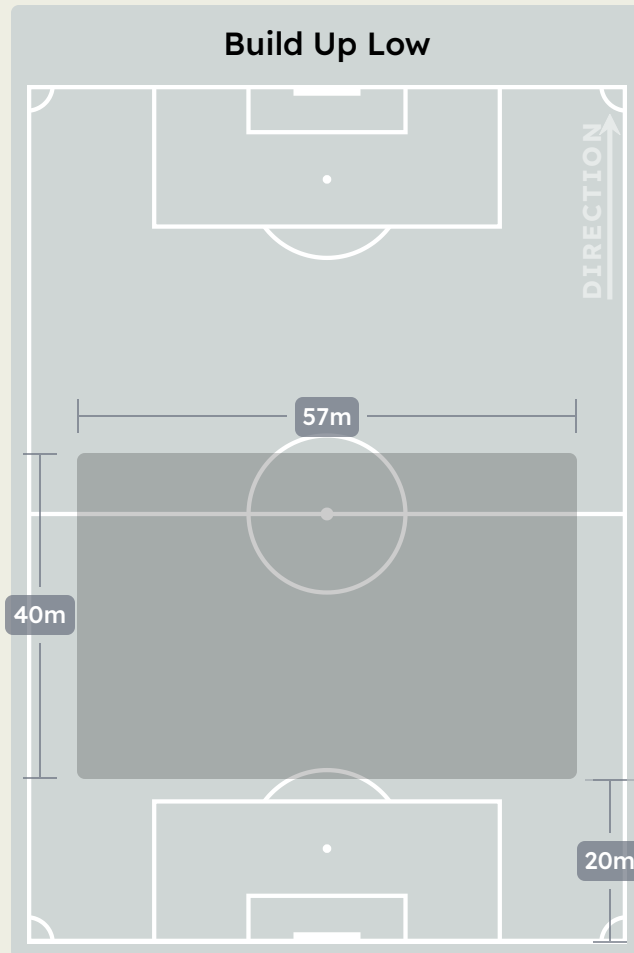
Espérance de Tunisie v Chelsea FC

In Possession Line Height & Team Length

Espérance de Tunisie



In Possession Line Height & Team Length

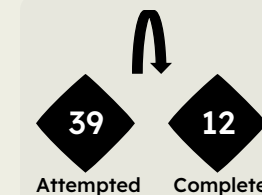
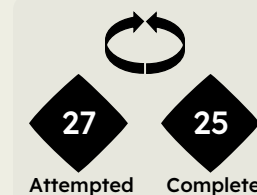
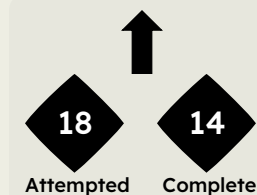




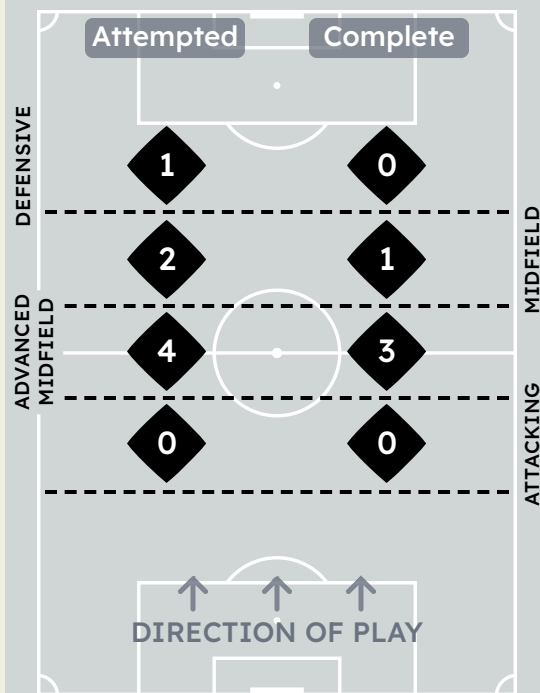
Espérance de Tunisie

Attempted Line Breaks

84

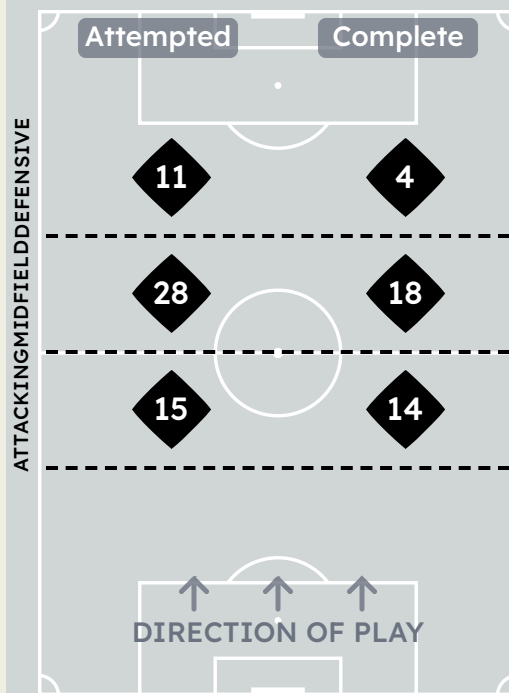


4 Units



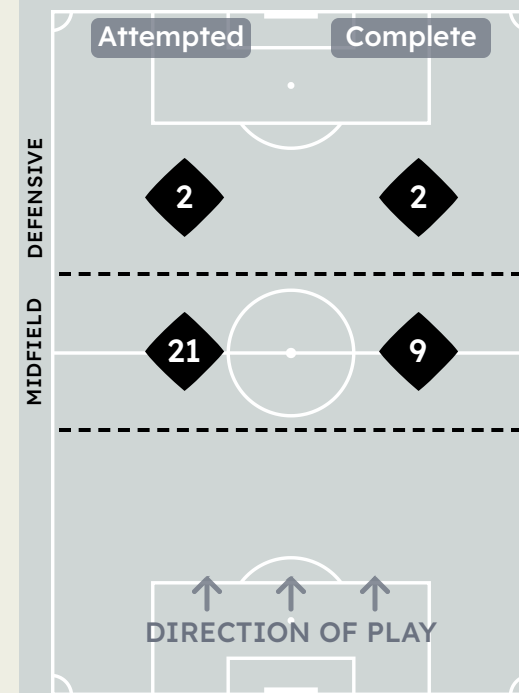
Attempted Line Breaks	7
Inside Shape	7
Outside Shape	0

3 Units



Attempted Line Breaks	54
Inside Shape	27
Outside Shape	27

2 Units



Attempted Line Breaks	23
Inside Shape	15
Outside Shape	8

Line Breaks



Attempted Line Breaks

136

58 Attempted

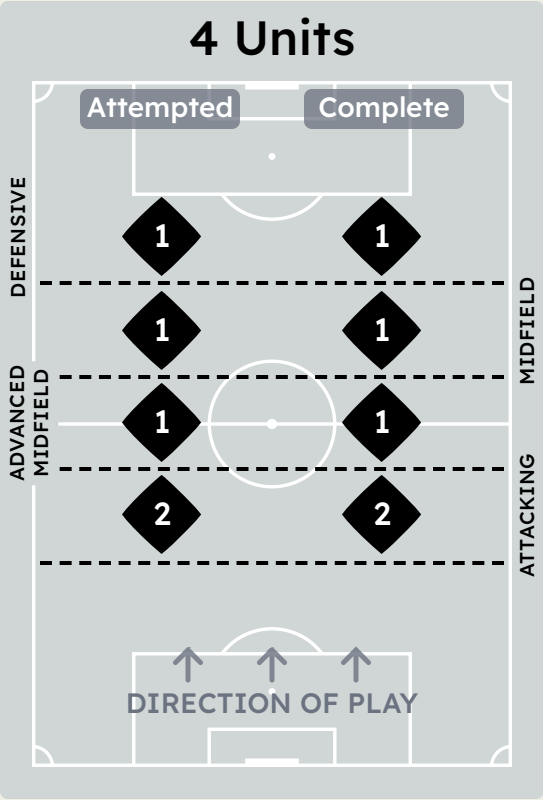
52 Complete

56 Attempted

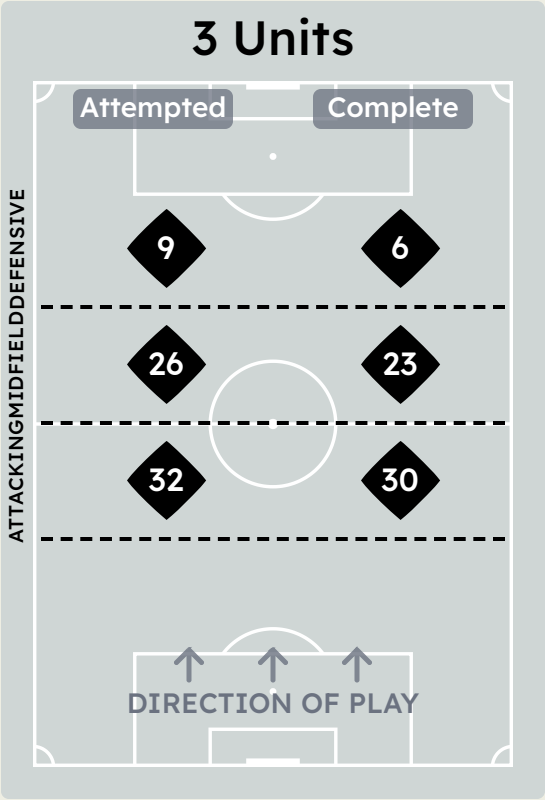
53 Complete

22 Attempted

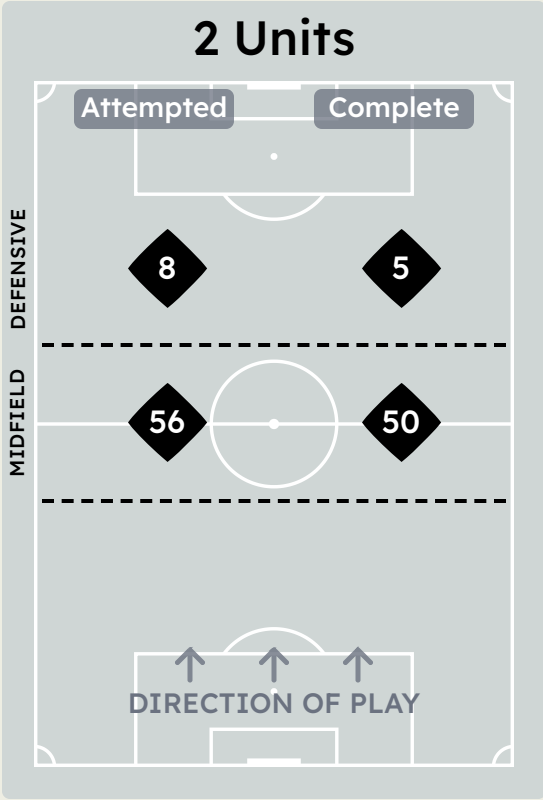
14 Complete



Attempted Line Breaks	5
Inside Shape	1
Outside Shape	4



Attempted Line Breaks	67
Inside Shape	33
Outside Shape	34



Attempted Line Breaks	64
Inside Shape	35
Outside Shape	29

Line Breaks

Espérance de Tunisie



					4 Units				3 Units			2 Units		Direction			Distribution Type		
#	Player	Line Breaks Attempted	Line Breaks Completed	Line Break Completion %	Attacking Line	Attacking Midfield Line	Midfield Line	Defensive Line	Attacking Line	Midfield Line	Defensive Line	Midfield Line	Defensive Line	Through	Around	Over	Pass	Cross	Ball Progression
32	Bechir BEN SAID	13	3	23%	0	2	0	0	0	1	2	8	0	0	1	12	13	0	0
2	Mohamed BEN ALI	6	4	67%	0	1	0	0	1	2	0	2	0	1	2	3	6	0	0
5	Yassine MERIAH	12	8	67%	0	0	1	0	5	4	1	1	0	5	2	5	12	0	0
10	YAN SASSE	2	1	50%	0	0	0	0	0	0	1	0	1	2	0	0	2	0	0
14	Onuche OGBELU	9	8	89%	0	0	0	0	2	5	0	2	0	1	7	1	9	0	0
15	Mohamed Amine TOUGAI	13	9	69%	0	0	1	0	6	3	3	0	0	1	5	7	13	0	0
19	Achraf JABRI	1	0	0%	0	0	0	1	0	0	0	0	0	0	0	1	1	0	0
20	Mohamed Amine BEN HMIDA	12	8	67%	0	0	0	0	1	7	2	2	0	0	6	6	12	0	0
21	Abdramane KONATE	3	3	100%	0	0	0	0	0	0	1	1	1	1	1	1	3	0	0
24	Elias MOKWANA	1	1	100%	0	1	0	0	0	0	0	0	0	1	0	0	1	0	0
38	Khalil GUENICHI	5	1	20%	0	0	0	0	0	3	0	2	0	2	0	3	5	0	0
4	Mohamed Wael DERBALI	4	4	100%	0	0	0	0	0	1	0	3	0	2	2	0	4	0	0
8	Houssem TKA	1	1	100%	0	0	0	0	0	1	0	0	0	1	0	0	1	0	0
9	RODRIGO RODRIGUES	1	0	0%	0	0	0	0	0	1	0	0	0	1	0	0	1	0	0
13	Raed BOUCHNIBA	0	0	0%	0	0	0	0	0	0	0	0	0	0	0	0	0	0	0
36	Chiheb JBELI	1	0	0%	0	0	0	0	0	0	1	0	0	0	1	0	1	0	0

[illegible]

Passing Networks

Espérance de Tunisie



#	Passes From ↓ to →	Bechir BEN SAID	Mohamed BEN ALI	Yassine MERIAH	YAN SASSE	Onuche OGBELU	Mohamed Amine TOUGAI	Achraf JABRI	Mohamed Amine BEN HMIDA	Abdramane KONATE	Elias MOKWANA	Khalil GUENICHI	Mohamed Wael DERBALI	Houssem TKA	RODRIGO RODRIGUES	Raed BOUCHNIBA	Chiheb JBELI
32	Bechir BEN SAID		0	4	0	2	9	0	0	0	0	0	0	1	0	0	0
2	Mohamed BEN ALI	1		0	2	1	1	0	1	0	3	0	0	0	0	0	1
5	Yassine MERIAH	1	5		2	1	2	0	0	2	1	3	1	0	0	0	0
10	YAN SASSE	0	0	0		0	0	1	1	0	2	2	1	0	0	0	0
14	Onuche OGBELU	0	4	2	0		9	0	7	3	0	2	2	0	0	1	0
15	Mohamed Amine TOUGAI	6	0	5	0	2		2	6	0	0	1	2	0	0	0	0
19	Achraf JABRI	0	0	0	0	3	0		0	1	0	2	0	0	0	0	0
20	Mohamed Amine BEN HMIDA	0	0	0	1	4	4	1		5	0	0	3	2	0	0	1
21	Abdramane KONATE	0	1	0	4	4	0	1	3		0	2	0	0	0	0	0
24	Elias MOKWANA	0	2	0	2	1	0	1	0	0		0	0	0	0	0	0
38	Khalil GUENICHI	0	1	2	1	4	1	0	0	1	0		0	0	0	0	0
4	Mohamed Wael DERBALI	1	0	1	0	6	1	0	2	1	0	0		2	0	0	1
8	Houssem TKA	0	0	0	0	1	1	0	0	0	0	0	0		0	0	3
9	RODRIGO RODRIGUES	0	0	0	0	0	0	0	0	0	0	0	0	0		1	0
13	Raed BOUCHNIBA	0	0	2	0	0	0	0	0	0	0	0	1	0	0		1
36	Chiheb JBELI	0	1	0	0	0	0	0	0	0	0	0	2	0	0	1	

Top 5 Player to Player Passers		
Player	Passed To	% of Total Team Passes
Bechir BEN SAID	Mohamed Amine TOUGAI	4.7%
Onuche OGBELU	Mohamed Amine TOUGAI	4.7%
Onuche OGBELU	Mohamed Amine BEN HMIDA	3.6%
Mohamed Amine TOUGAI	Mohamed Amine BEN HMIDA	3.1%

Mohamed Amine TOUGAI	Bechir BEN SAID	3.1%
----------------------	-----------------	------

Passing Networks



#	Passes From ↓ to →	Filip JORGENSEN	Tosin ADARABIOYO	Benoit BADIASHILE	Enzo FERNANDEZ	Liam DELAP	Noni MADUEKE	Christopher NKUNKU	Kiernan DEWSBURY-HALL	Malo GUSTO	Josh ACHEAMPONG	Romeo LAVIA	DARIO ESSUGO	ANDREY SANTOS	Mamadou SARR	Tyrique GEORGE	Marc GUIU
12	Filip JORGENSEN		9	13	1	0	0	1	0	2	0	1	0	0	1	0	0
4	Tosin ADARABIOYO	7		27	13	8	1	3	3	12	18	8	6	6	1	1	2
5	Benoit BADIASHILE	6	28		9	0	5	5	0	13	8	5	3	4	1	2	1
8	Enzo FERNANDEZ	0	10	9		2	2	6	3	7	5	5	4	0	0	0	1
9	Liam DELAP	0	0	0	3		1	0	2	1	1	2	0	0	0	0	0
11	Noni MADUEKE	0	1	2	4	1		3	0	3	0	0	0	0	0	0	0
18	Christopher NKUNKU	1	4	2	6	3	0		3	2	13	5	4	4	0	0	3
22	Kiernan DEWSBURY-HALL	0	5	1	4	2	2	7		1	7	2	3	0	3	0	1
27	Malo GUSTO	1	6	13	8	0	6	1	2		11	2	3	0	0	2	0
34	Josh ACHEAMPONG	1	28	3	3	0	0	10	23	4		5	5	2	1	1	0
45	Romeo LAVIA	1	6	6	2	0	0	5	3	3	9		0	0	0	0	0
14	DARIO ESSUGO	0	7	2	4	0	0	3	3	0	13	0		1	1	0	0
17	ANDREY SANTOS	1	1	3	0	0	0	6	1	1	2	0	1		0	2	1
19	Mamadou SARR	2	3	0	0	0	0	1	2	0	0	0	0	0		0	0
32	Tyrique GEORGE	0	0	0	0	0	0	0	0	1	0	0	0	3	0		0
38	Marc GUIU	0	0	0	0	0	0	2	0	0	1	0	2	0	0	1	


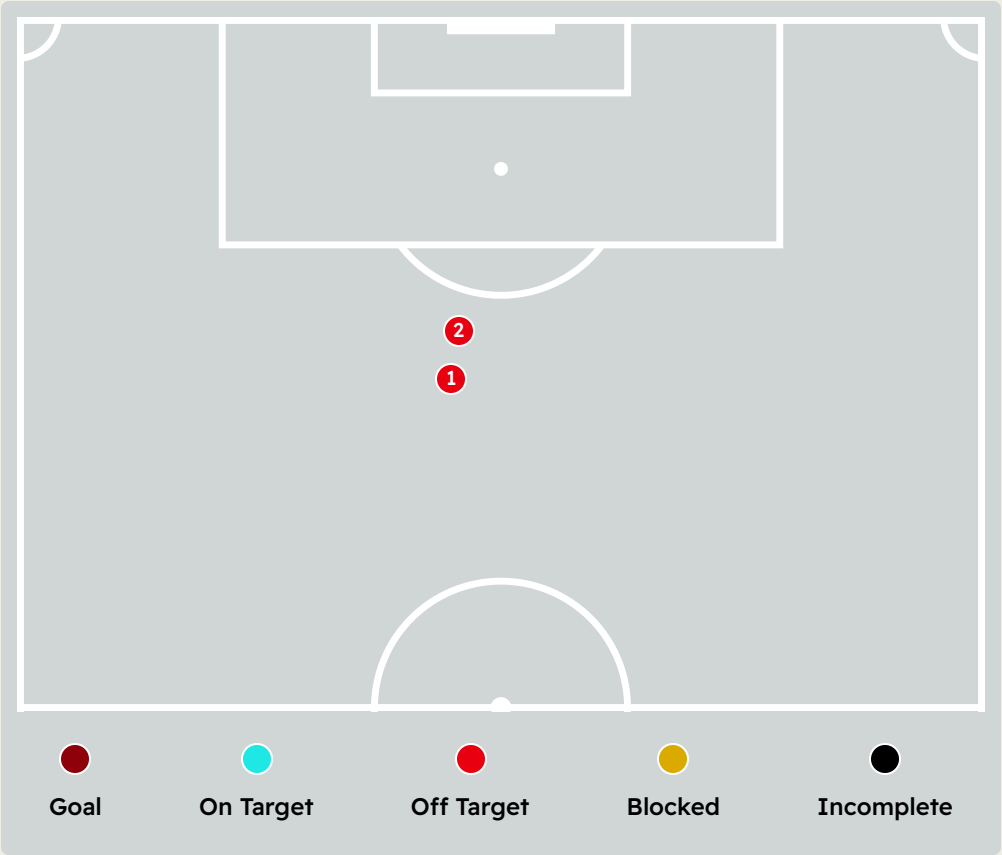
Top 5 Player to Player Passers		
Player	Passed To	% of Total Team Passes
Benoit BADIASHILE	Tosin ADARABIOYO	4.3%
Josh ACHEAMPONG	Tosin ADARABIOYO	4.3%
Tosin ADARABIOYO	Benoit BADIASHILE	4.2%
Josh ACHEAMPONG	Kiernan DEWSBURY-HALL	3.6%

Tosin ADARABIOYO	Josh ACHEAMPONG	2.8%
------------------	-----------------	------

Attempts at Goal

Espérance de Tunisie





Key	Outcome	Shots
	Goals	0
	On Target	0
	Off Target	2
	Blocked	0
	Incomplete	0

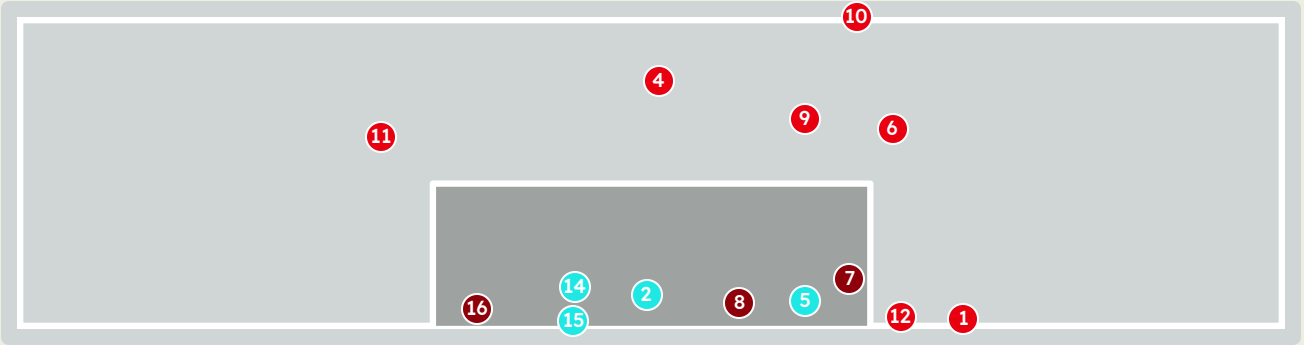
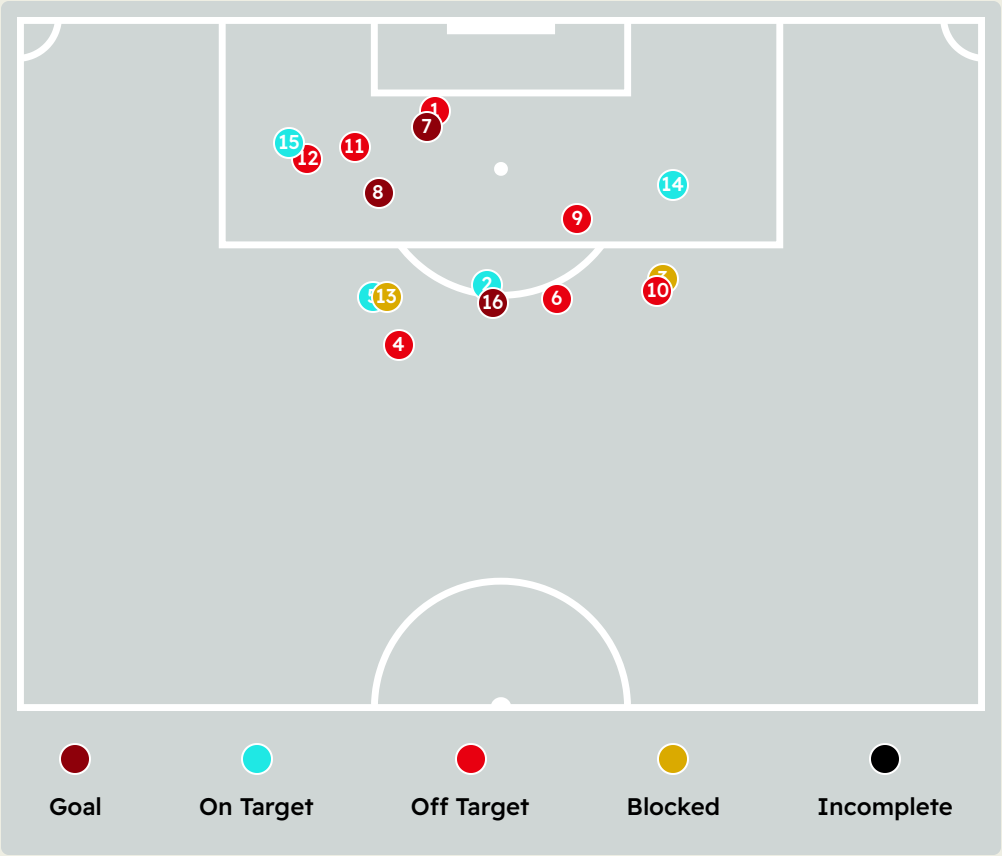
Attempts at Goal

Espérance de Tunisie



Time	Player	Outcome	Body Part	Delivery Type
14	10 YAN SASSE	Off Target	Left Foot	Loose Ball
47	38Khalil GUENICHI	Off Target	Right Foot	Pass

Attempts at Goal



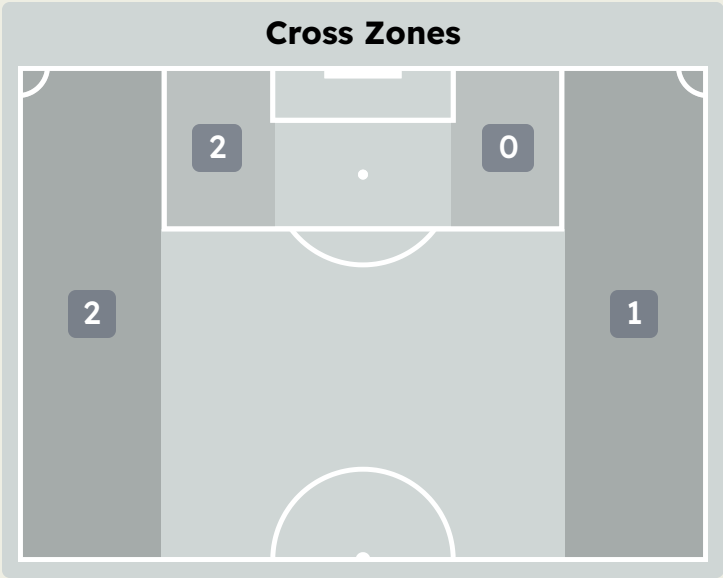
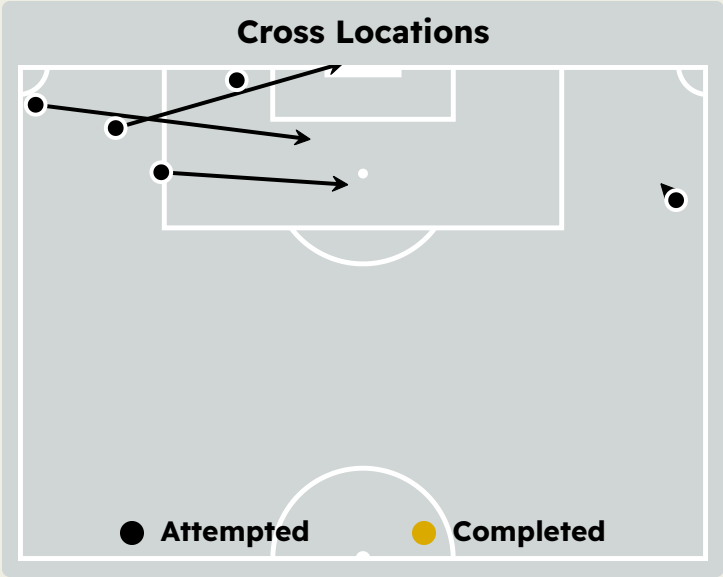
Key	Outcome	Shots
●	Goals	3
●	On Target	4
●	Off Target	7
●	Blocked	2
●	Incomplete	0

Attempts at Goal

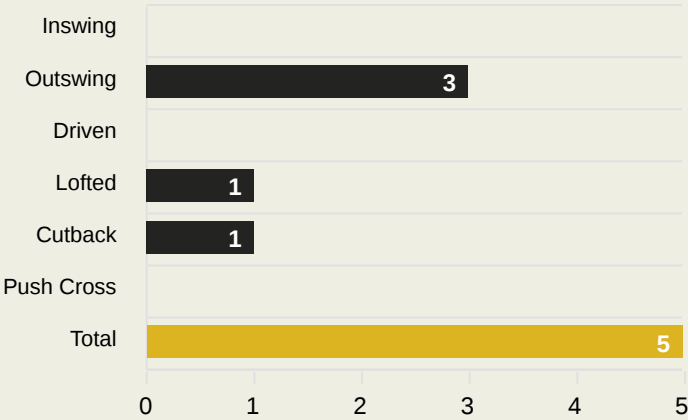


Time	Player	Outcome	Body Part	Delivery Type
3	5 Benoit BADIASHILE	Off Target	Head	Corner
13	9 Liam DELAP	On Target - Saved	Right Foot	Pass
26	45Romeo LAVIA	Incomplete - Blocked	Right Foot	Pass
35	5 Benoit BADIASHILE	Deflected Off Target - Defensive Event	Left Foot	Pass
35	34Josh ACHEAMPONG	On Target - Saved	Right Foot	Ball Progression
45	8 Enzo FERNANDEZ	Off Target	Right Foot	Pass
47	4 Tosin ADARABIOYO	On Target - Goal	Head	Freekick
49	9 Liam DELAP	On Target - Goal	Right Foot	Pass
51	8 Enzo FERNANDEZ	Deflected Off Target - Defensive Event	Right Foot	Pass
52	27Malo GUSTO	Off Target	Right Foot	Loose Ball
57	18 Christopher NKUNKU	Off Target	Left Foot	Pass
63	11 Noni MADUEKE	Off Target	Left Foot	Pass
74	17 ANDREY SANTOS	Incomplete - Blocked	Right Foot	Pass
90	38Marc GUIU	On Target - Saved	Right Foot	Pass
94	32 Tyrique GEORGE	On Target - Saved	Left Foot	Pass
96	32 Tyrique GEORGE	On Target - Goal	Right Foot	Pass

Crosses (Open Play)



Delivery Type



Attempted

5

Completed

0

Most Crosses Attempted

3

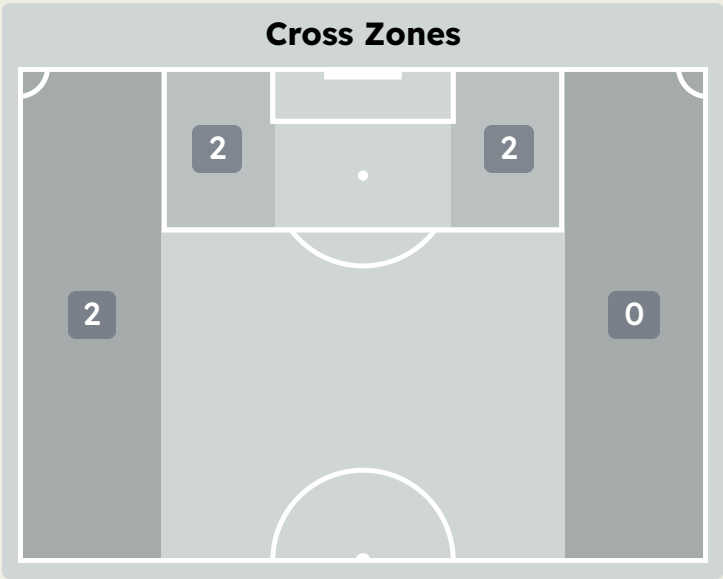
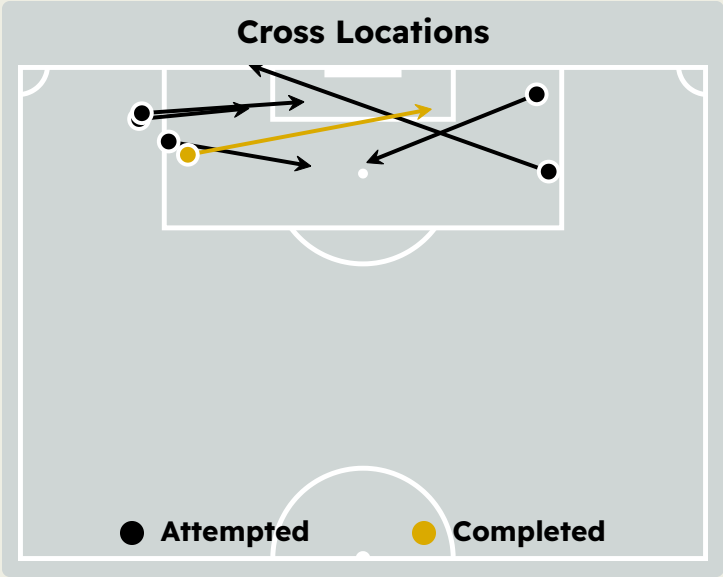
YAN SASSE
ATTACKING MIDFIELD

Espérance de Tunisie

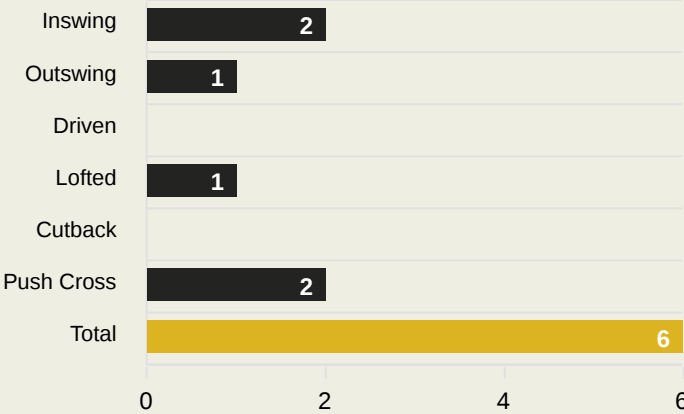


#	Player	Inswing	Outswing	Driven	Lofted	Cutback	Push Cross	Total Attempted
32	Bechir BEN SAID	0	0	0	0	0	0	0
2	Mohamed BEN ALI	0	1	0	0	0	0	1
5	Yassine MERIAH	0	0	0	0	0	0	0
10	YAN SASSE	0	1	0	1	1	0	3
14	Onuche OGBELU	0	0	0	0	0	0	0
15	Mohamed Amine TOUGAI	0	0	0	0	0	0	0
19	Achraf JABRI	0	0	0	0	0	0	0
20	Mohamed Amine BEN HMIDA	0	1	0	0	0	0	1
21	Abdramane KONATE	0	0	0	0	0	0	0
24	Elias MOKWANA	0	0	0	0	0	0	0
38	Khalil GUENICHI	0	0	0	0	0	0	0
4	Mohamed Wael DERBALI	0	0	0	0	0	0	0
8	Houssem TKA	0	0	0	0	0	0	0
9	RODRIGO RODRIGUES	0	0	0	0	0	0	0
13	Raed BOUCHNIBA	0	0	0	0	0	0	0
36	Chiheb JBELI	0	0	0	0	0	0	0

Crosses (Open Play)



Delivery Type



Attempted

6

Completed

1

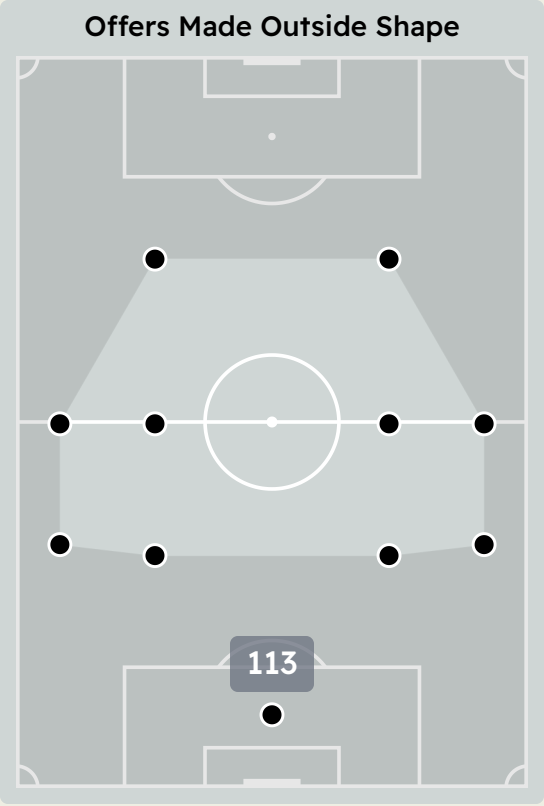
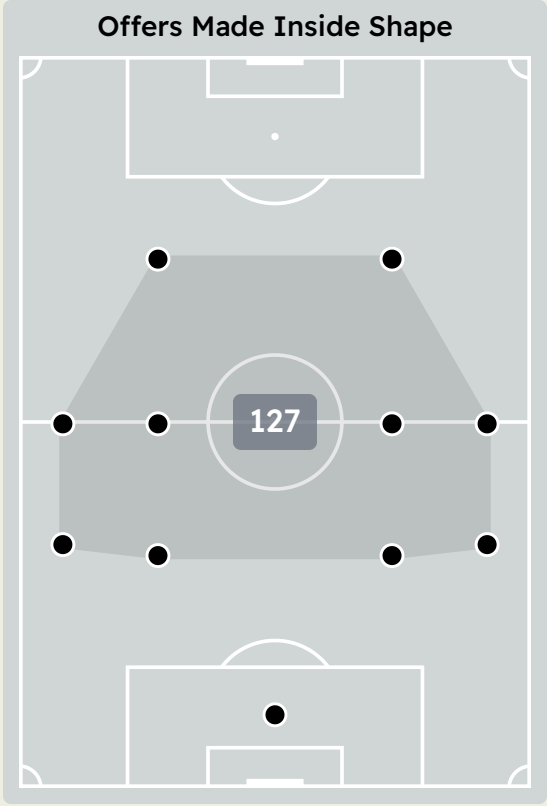
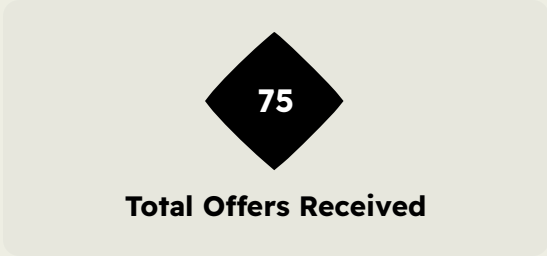
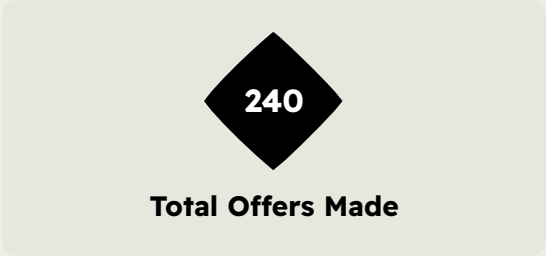
Most Crosses Attempted

2

Noni MADUEKE
LEFT WINGER

#	Player	Inswing	Outswing	Driven	Lofted	Cutback	Push Cross	Total Attempted
12	Filip JORGENSEN	0	0	0	0	0	0	0
4	Tosin ADARABIOYO	0	0	0	0	0	0	0
5	Benoit BADIASHILE	0	0	0	0	0	0	0
8	Enzo FERNANDEZ	0	0	0	0	0	0	0
9	Liam DELAP	0	0	0	0	0	0	0
11	Noni MADUEKE	0	1	0	0	0	1	2
18	Christopher NKUNKU	0	0	0	0	0	0	0
22	Kiernan DEWSBURY-HALL	1	0	0	0	0	0	1
27	Malo GUSTO	1	0	0	0	0	0	1
34	Josh ACHEAMPONG	0	0	0	0	0	0	0
45	Romeo LAVIA	0	0	0	0	0	0	0
14	DARIO ESSUGO	0	0	0	0	0	0	0
17	ANDREY SANTOS	0	0	0	0	0	0	0
19	Mamadou SARR	0	0	0	0	0	0	0
32	Tyrique GEORGE	0	0	0	0	0	1	1
38	Marc GUIU	0	0	0	1	0	0	1

Offering to Receive



Espérance de Tunisie



#	Player	Offers Made	Offers Received	% Made & Received
32	Bechir BEN SAID	1	1	100%
2	Mohamed BEN ALI	17	7	41.2%
5	Yassine MERIAH	4	0	0%
10	YAN SASSE	45	8	17.8%
14	Onuche OGBELU	20	9	45%
15	Mohamed Amine TOUGAI	16	10	62.5%
19	Achraf JABRI	14	4	28.6%
20	Mohamed Amine BEN HMIDA	14	5	35.7%
21	Abdramane KONATE	13	7	53.8%
24	Elias MOKWANA	12	4	33.3%
38	Khalil GUENICHI	20	7	35%
4	Mohamed Wael DERBALI	33	7	21.2%
8	Houssem TKA	6	1	16.7%
9	RODRIGO RODRIGUES	4	0	0%
13	Raed BOUCHNIBA	8	1	12.5%
36	Chiheb JBELI	13	4	30.8%

Offering to Receive



374

Total Offers Made

164

Total Offers Received

Most Offers

71

Enzo FERNANDEZ

LEFT CENTRE MIDFIELD

161

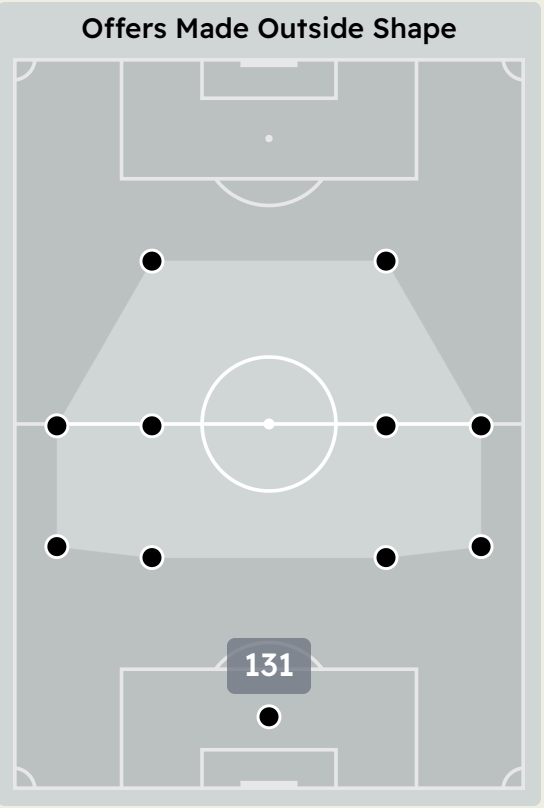
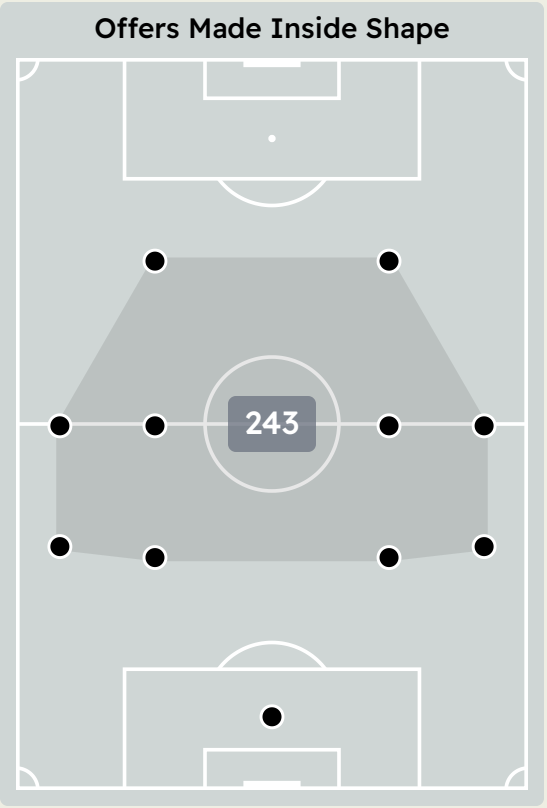
Offers Made in Final Third

177

Offers Made in Middle Third

36

Offers Made in Defensive Third

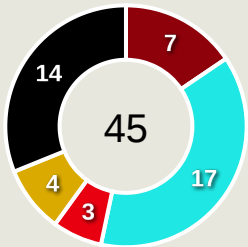


#	Player	Offers Made	Offers Received	% Made & Received
12	Filip JORGENSEN	6	2	33.3%
4	Tosin ADARABIOYO	5	3	60%
5	Benoit BADIASHILE	12	6	50%
8	Enzo FERNANDEZ	71	43	60.6%
9	Liam DELAP	40	12	30%
11	Noni MADUEKE	22	6	27.3%
18	Christopher NKUNKU	38	11	28.9%
22	Kiernan DEWSBURY-HALL	37	23	62.2%
27	Malo GUSTO	59	20	33.9%
34	Josh ACHEAMPONG	3	0	0%
45	Romeo LAVIA	22	13	59.1%
14	DARIO ESSUGO	9	5	55.6%
17	ANDREY SANTOS	18	10	55.6%
19	Mamadou SARR	1	1	100%
32	Tyrique GEORGE	9	2	22.2%
38	Marc GUIU	22	7	31.8%

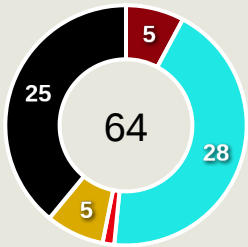
Movement to Receive

Movement Types by Phase

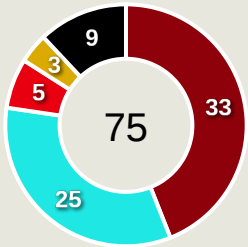
Final Third Phase



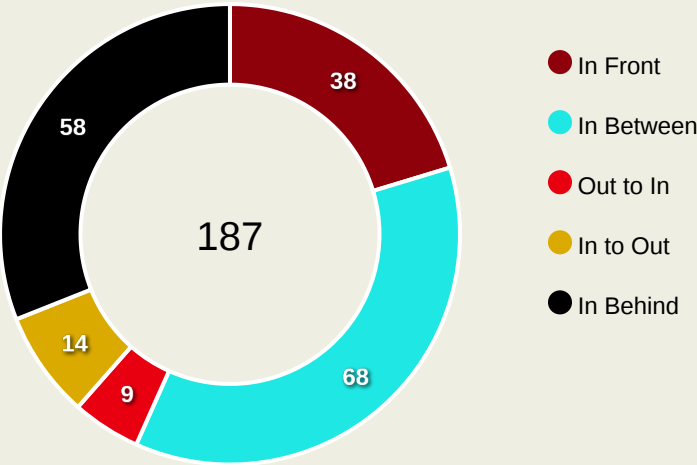
Progression Phase



Build Up Phase



All Movement Types

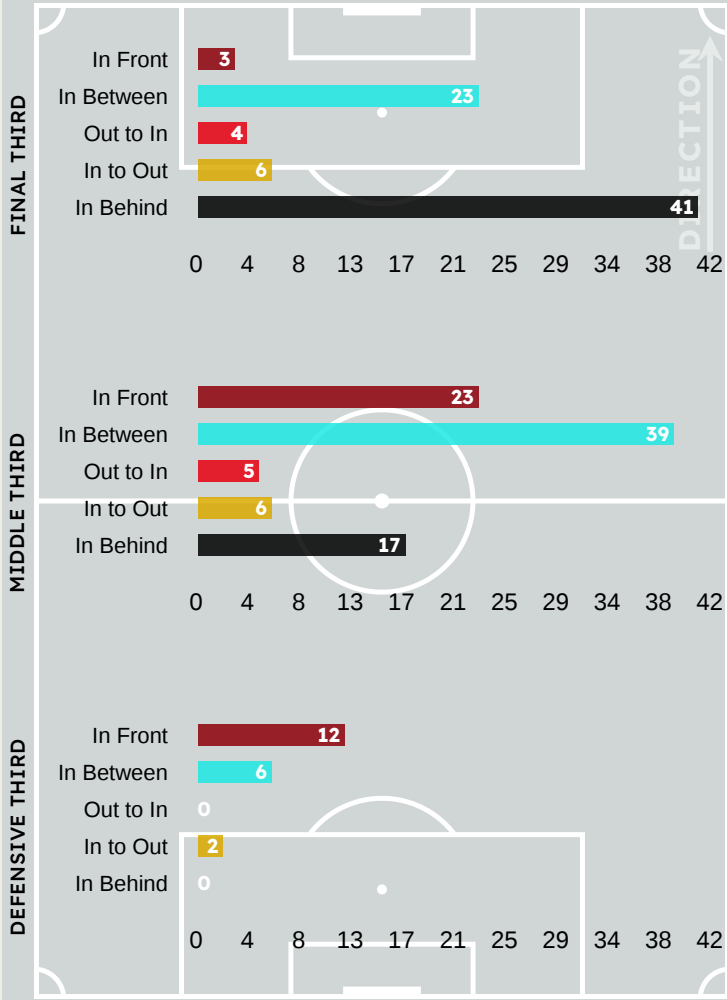


- In Front
- In Between
- Out to In
- In to Out
- In Behind

Top Ranked Players

Type	Player	Movements
In Front	4 Mohamed Wael DERBALI	11
In Between	10 YAN SASSE	13
Out to In	10 YAN SASSE	4
In to Out	4 Mohamed Wael DERBALI	5
In Behind	10 YAN SASSE	23

Movement Types Pitch Third

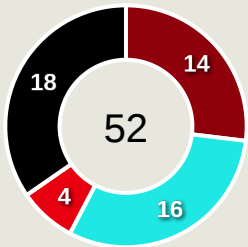


Movement to Receive

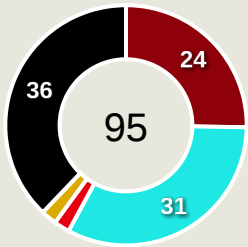


Movement Types by Phase

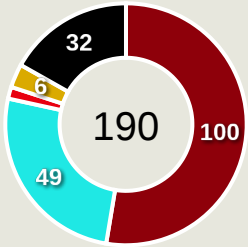
Final Third Phase



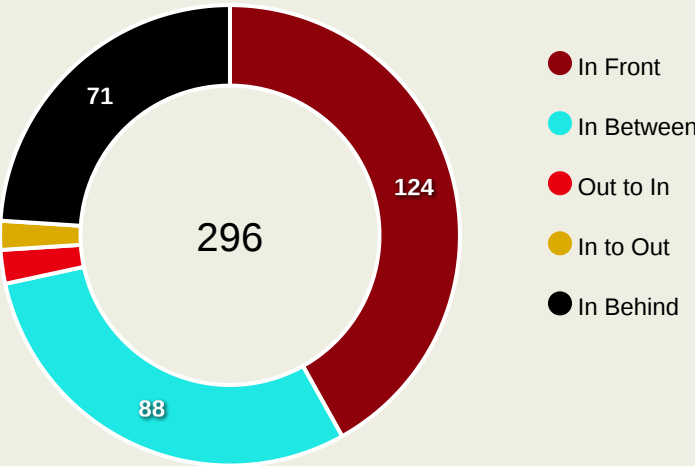
Progression Phase



Build Up Phase



All Movement Types

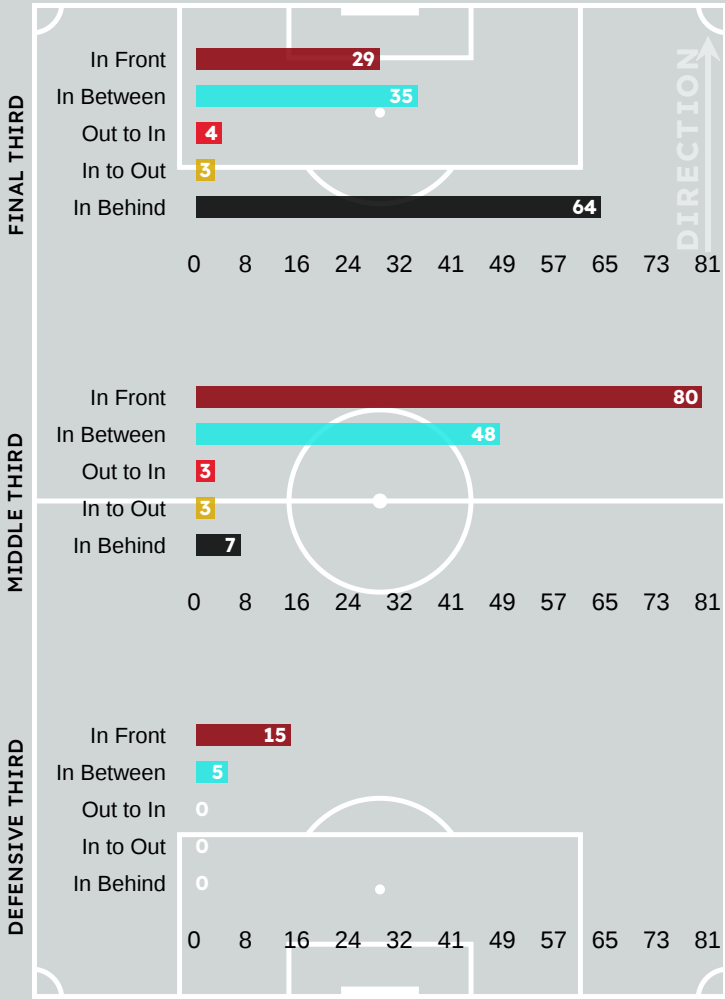


- In Front
- In Between
- Out to In
- In to Out
- In Behind

Top Ranked Players

Type	Player	Movements
In Front	8 Enzo FERNANDEZ	34
In Between	9 Liam DELAP	20
Out to In	27 Malo GUSTO	3
In to Out	8 Enzo FERNANDEZ	3
In Behind	9 Liam DELAP	16

Movement Types Pitch Third





OUT OF POSSESSION



Espérance de Tunisie v Chelsea FC

Defensive Actions

33

Forced Turnovers

33

Possession Regained

5

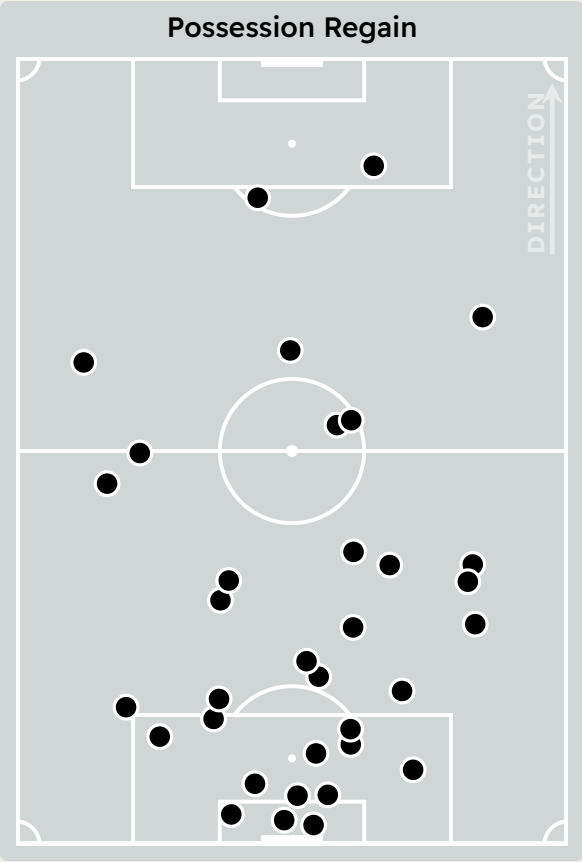
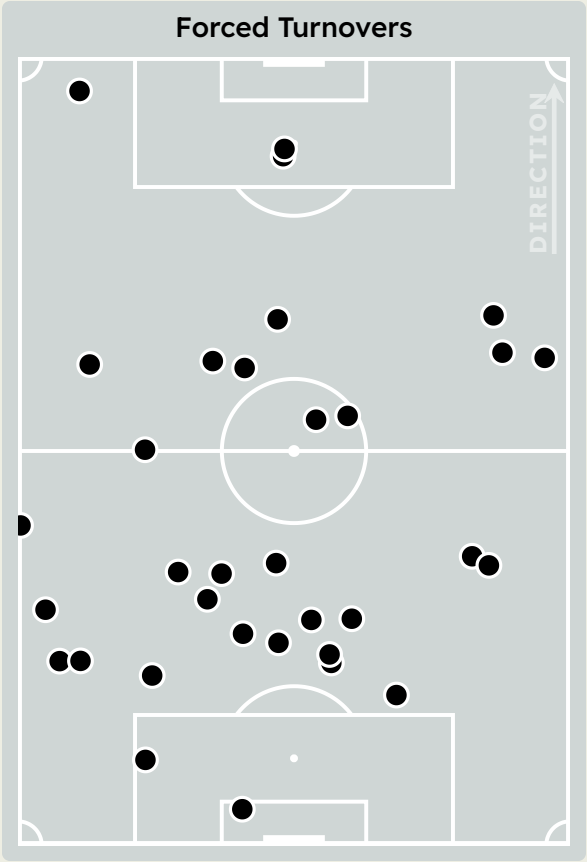
Interceptions

28

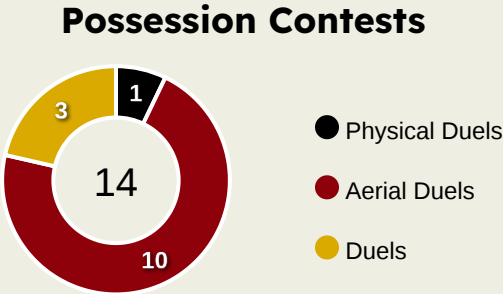
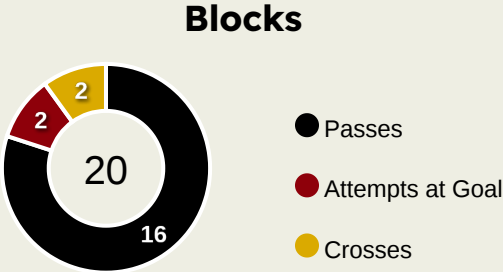
Tackles

2.86

Possession Actions / Defensive Action



Espérance de Tunisie



Most Possession Regains

7

Bechir BEN SAID
GOALKEEPER

#	Player	Total Possession Regains
32	Bechir BEN SAID	7
2	Mohamed BEN ALI	1
5	Yassine MERIAH	3
10	YAN SASSE	5
14	Onuche OGBELU	4
15	Mohamed Amine TOUGAI	3
19	Achraf JABRI	1
20	Mohamed Amine BEN HMIDA	0
21	Abdramane KONATE	2
24	Elias MOKWANA	3
38	Khalil GUENICHI	0
4	Mohamed Wael DERBALI	2
8	Housseem TKA	1
9	RODRIGO RODRIGUES	0
13	Raed BOUCHNIBA	1
36	Chiheb JBELI	0

Defensive Actions

41

Forced Turnovers

30

Possession Regained

11

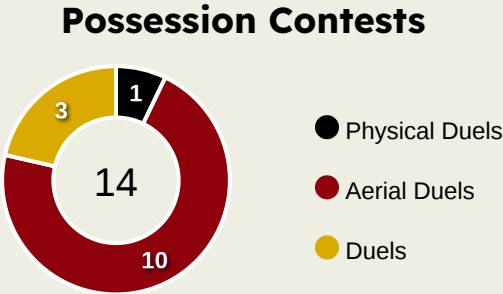
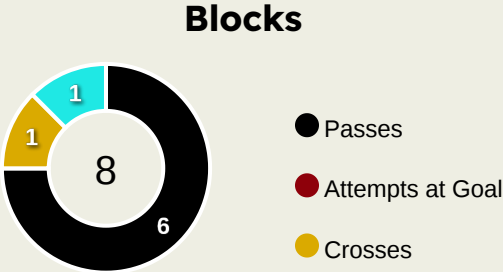
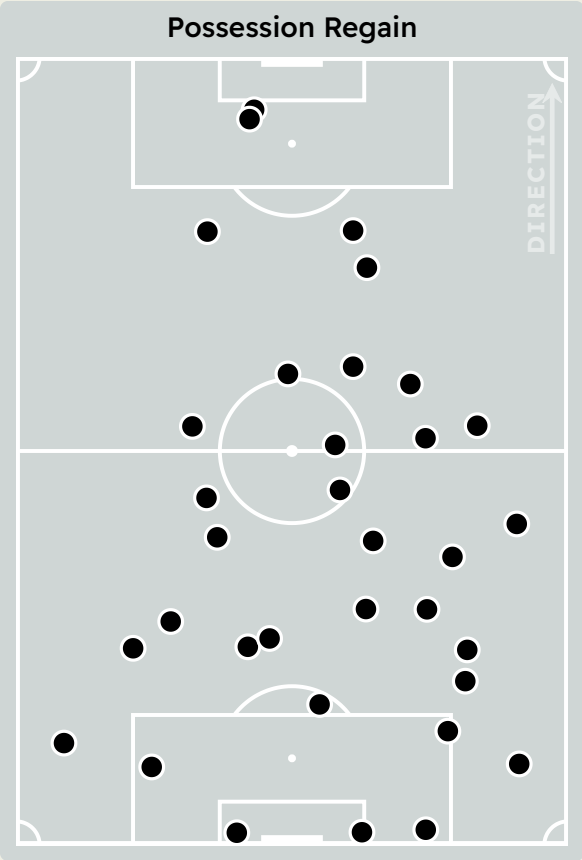
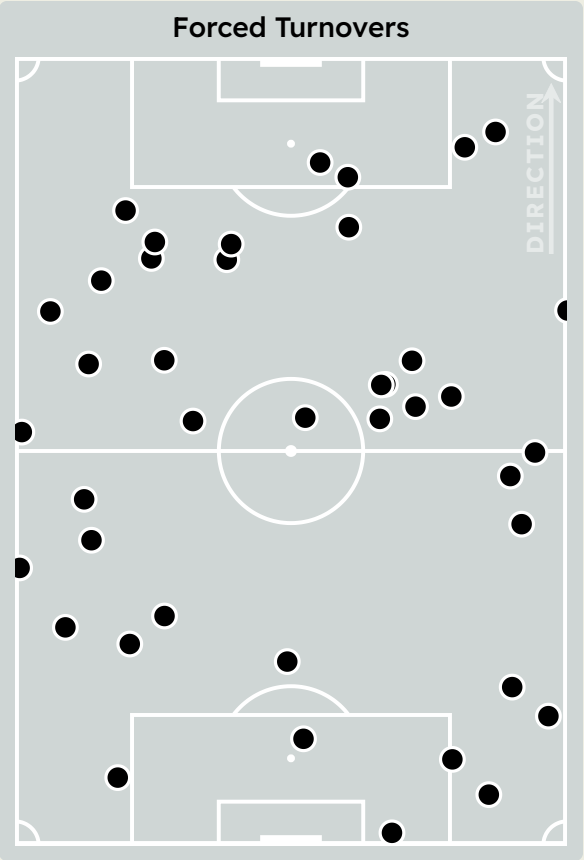
Interceptions

15

Tackles

15.61

Possession Actions / Defensive Action



Most Possession Regains

9

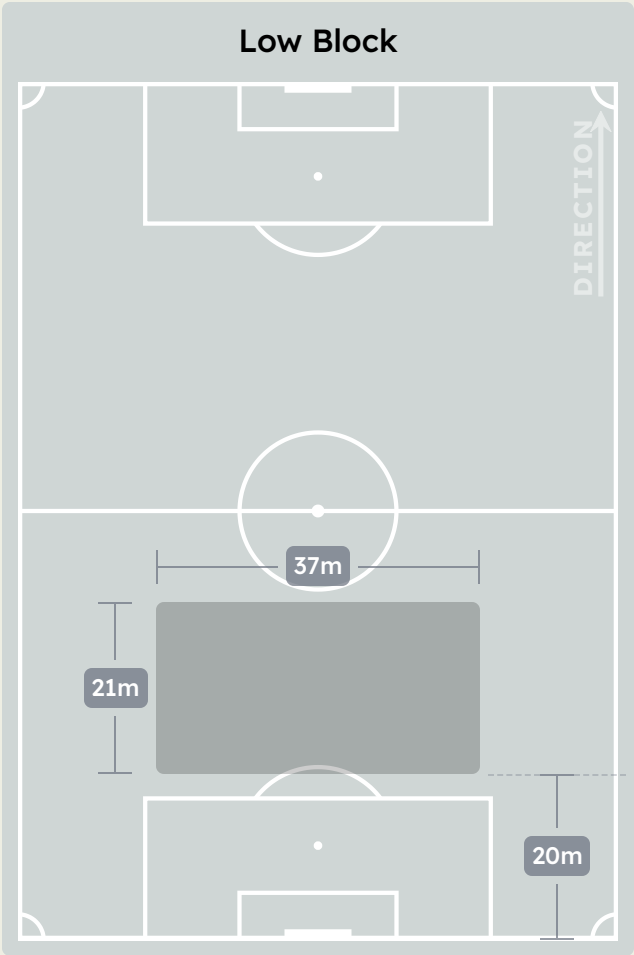
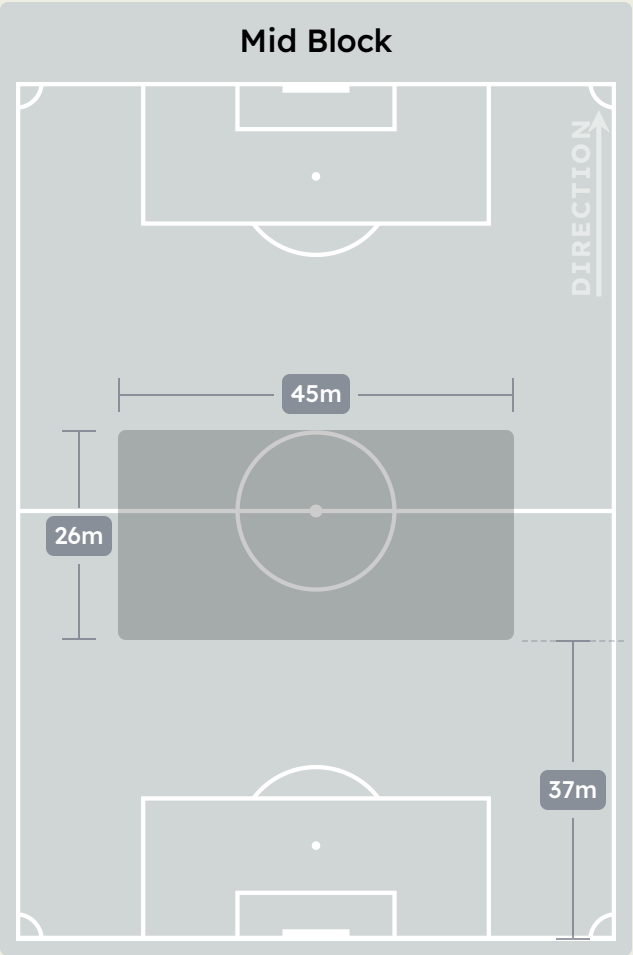
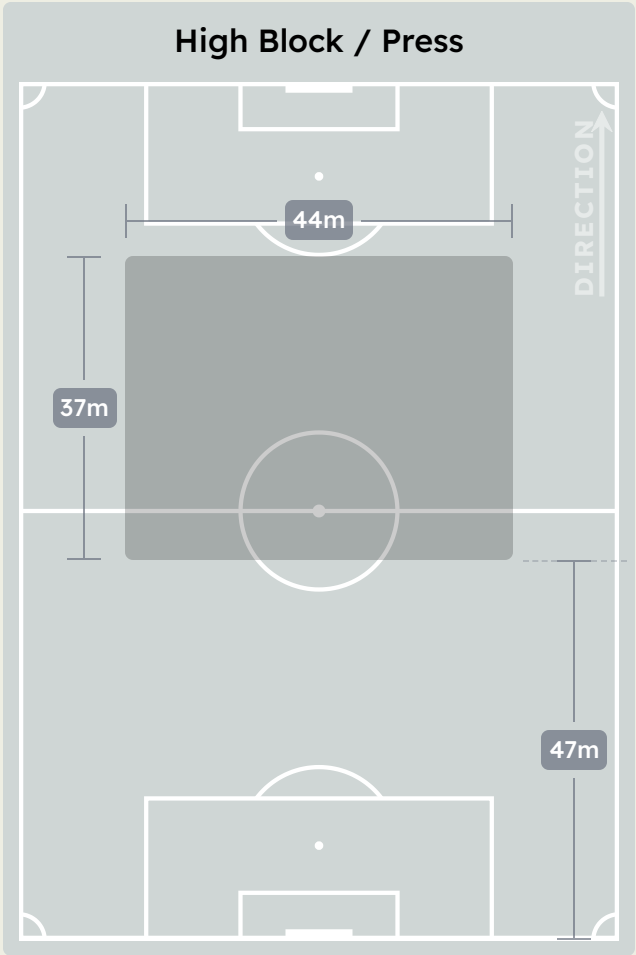
Tosin ADARABIOYO

RIGHT CENTRE BACK

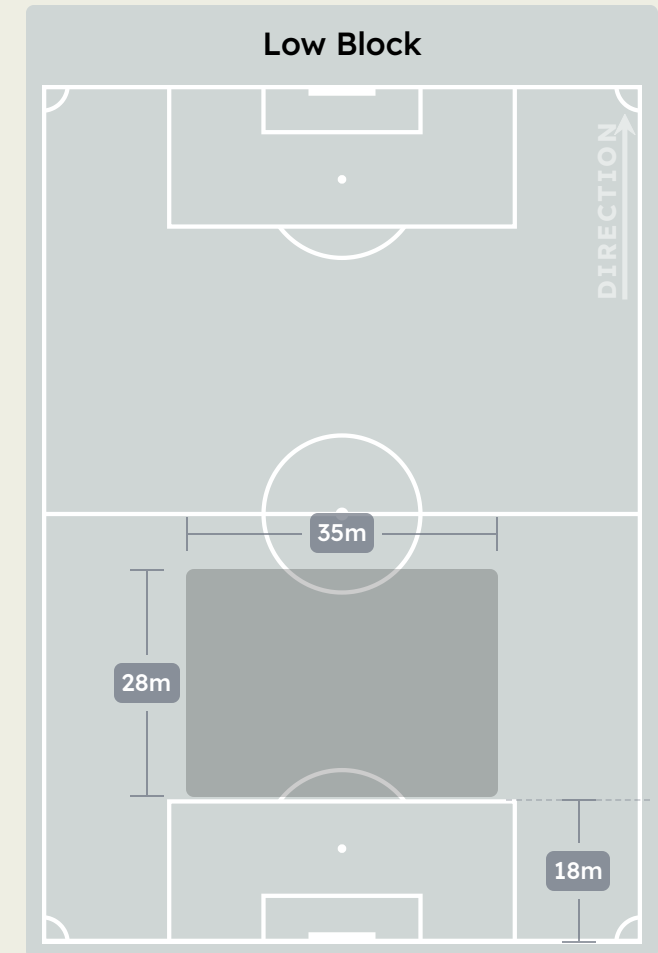
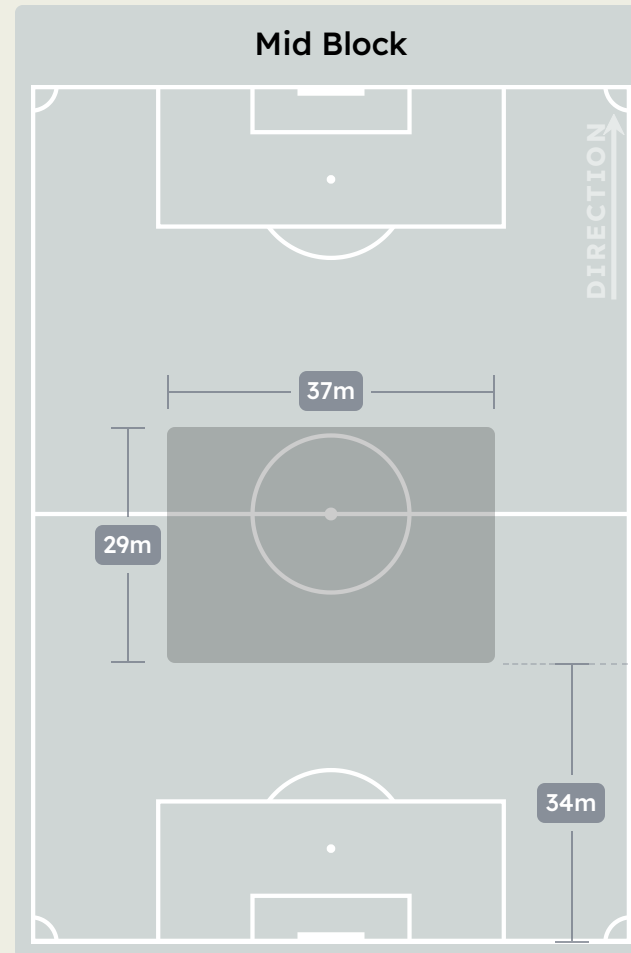
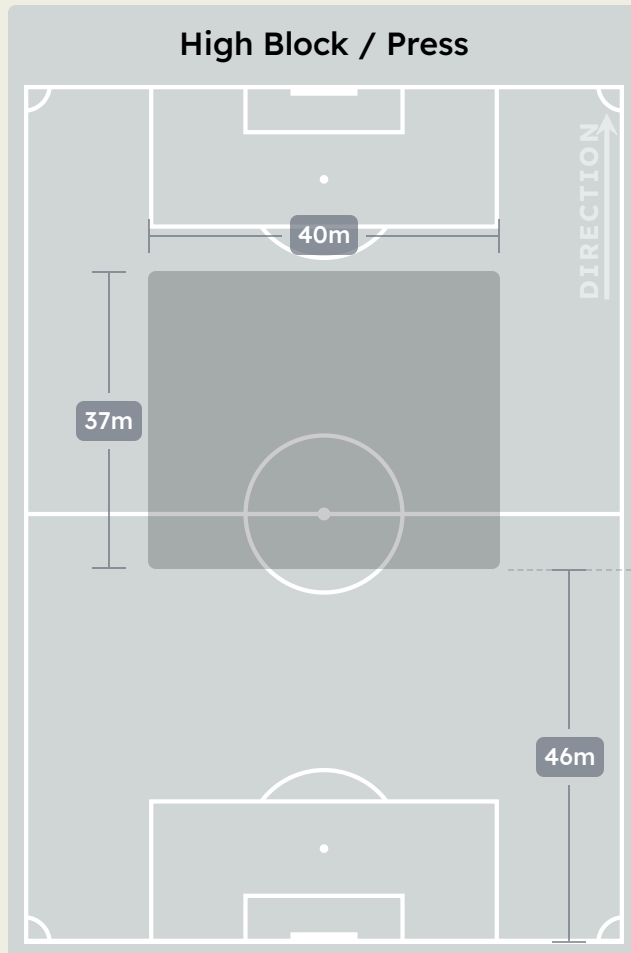


#	Player	Total Possession Regains
12	Filip JORGENSEN	4
4	Tosin ADARABIOYO	9
5	Benoit BADIASHILE	4
8	Enzo FERNANDEZ	2
9	Liam DELAP	0
11	Noni MADUEKE	0
18	Christopher NKUNKU	1
22	Kiernan DEWSBURY-HALL	0
27	Malo GUSTO	0
34	Josh ACHEAMPONG	3
45	Romeo LAVIA	5
14	DARIO ESSUGO	0
17	ANDREY SANTOS	2
19	Mamadou SARR	0
32	Tyrique GEORGE	0
38	Marc GUIU	0

Defensive Line Height & Team Length




Defensive Line Height & Team Length



Defensive Pressure



Espérance de Tunisie



355	Total Pressures	145
58	Direct Pressures	26
1.64s	Avg Pressure Duration	1.76s
33	Forced Turnovers	41
25.09s	Ball Recovery Time	11.62s
161	Pushing on into Pressing	57
286	Pushing on	104
63	Pressing Direction Inside	17
195	Pressing Direction Outside	94

Most Direct Pressures

10

Mohamed BEN ALI
RIGHT BACK

Most Direct Pressures

4

Malo GUSTO
LEFT BACK

Chelsea FC





GOALKEEPING



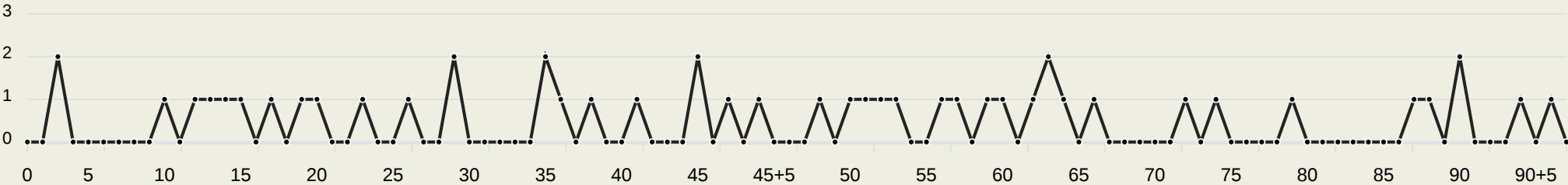
Espérance de Tunisie v Chelsea FC

Goalkeeping Involvement



Espérance de Tunisie

Espérance de Tunisie GK Involvement Timeline



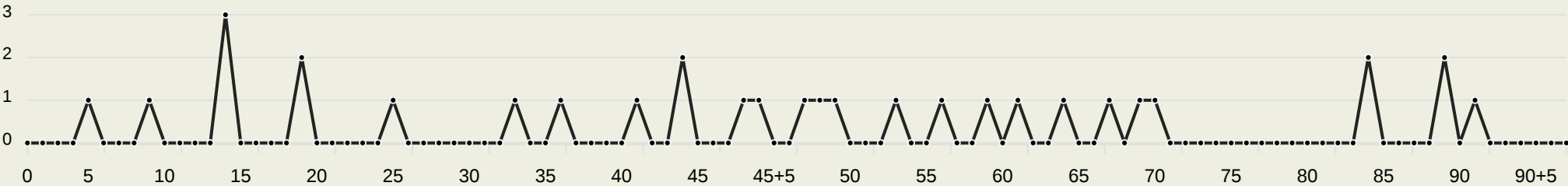
47

Total Involvements



Chelsea FC

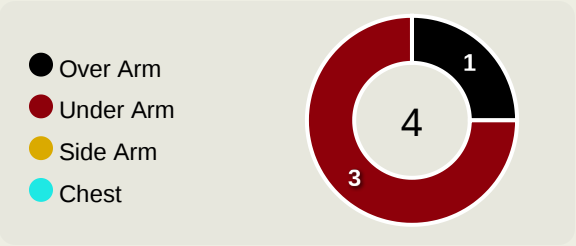
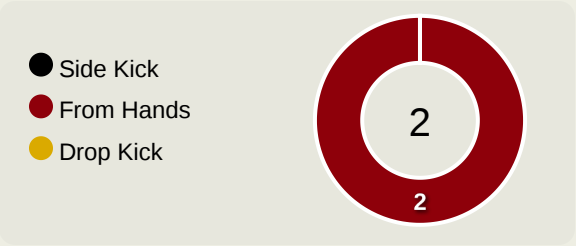
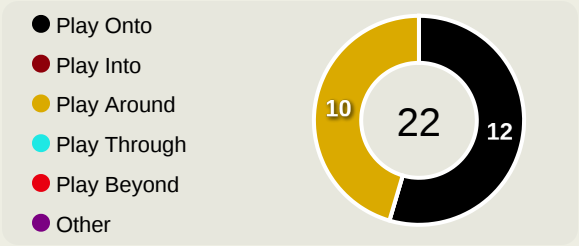
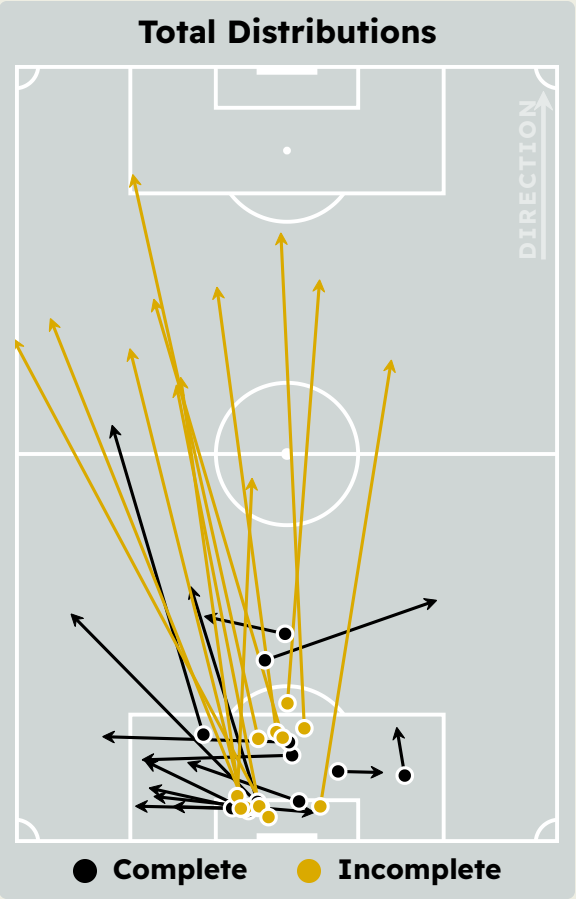
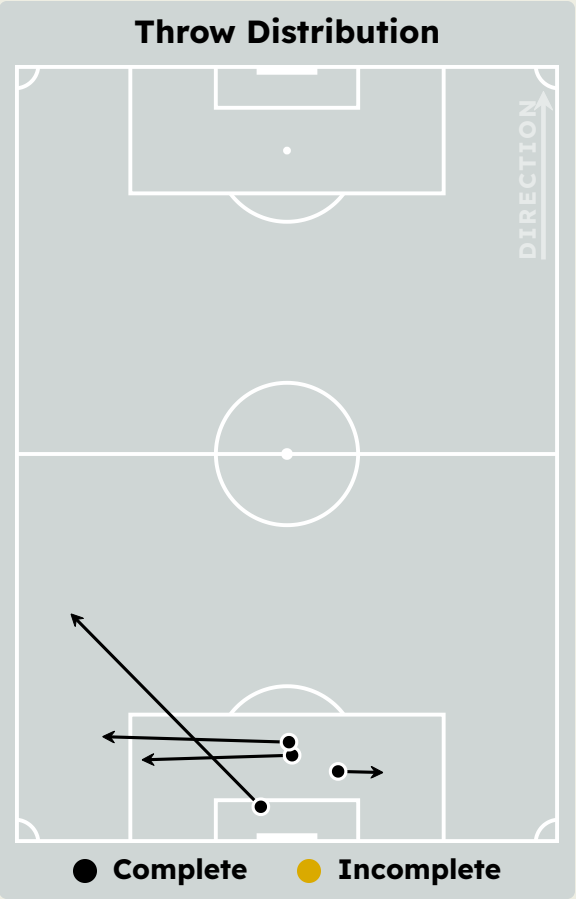
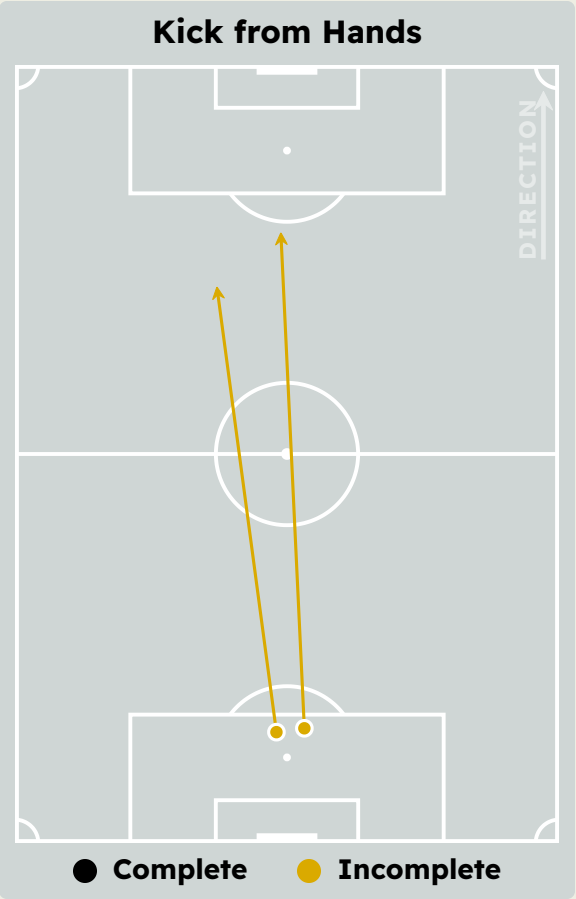

Chelsea FC GK Involvement Timeline



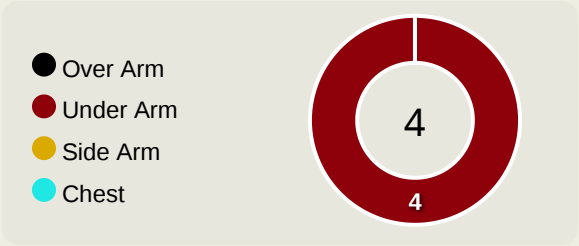
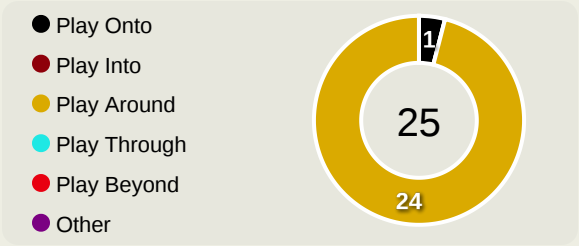
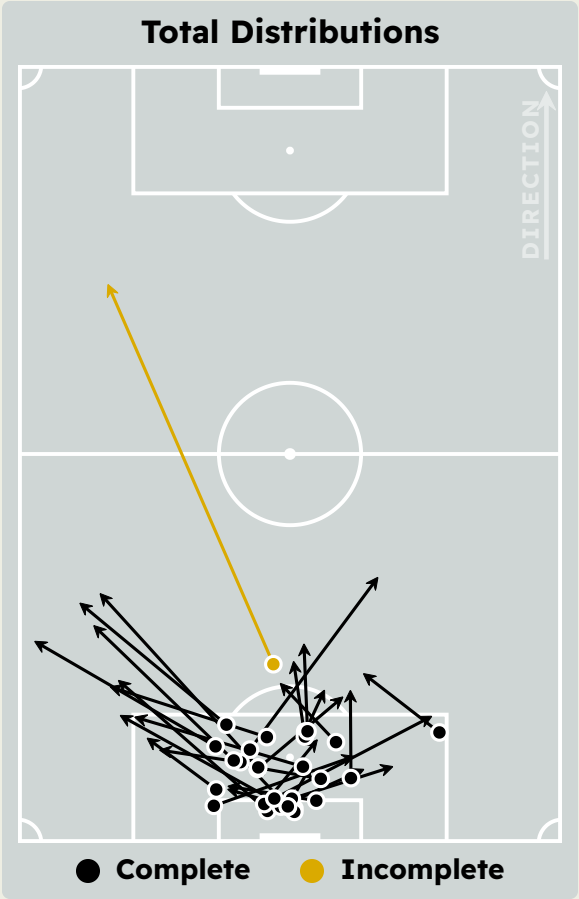
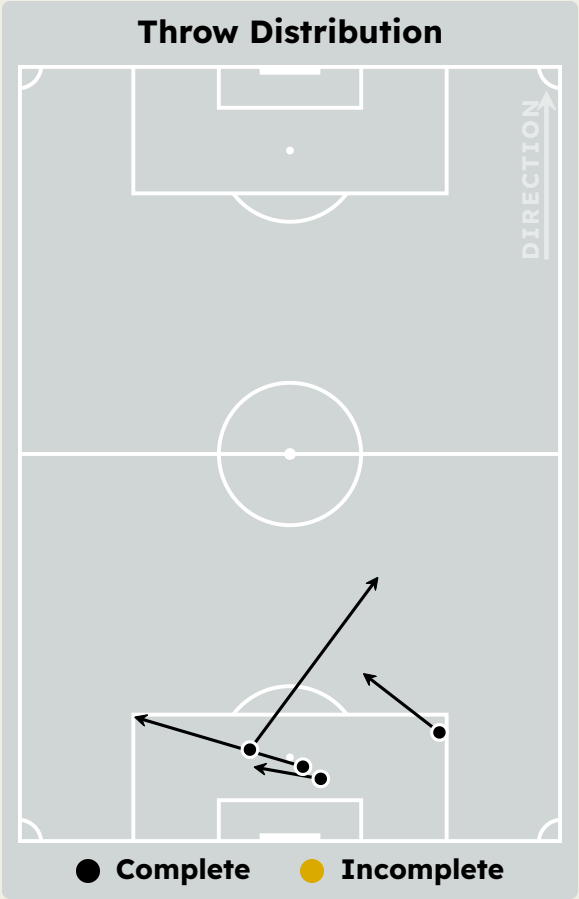
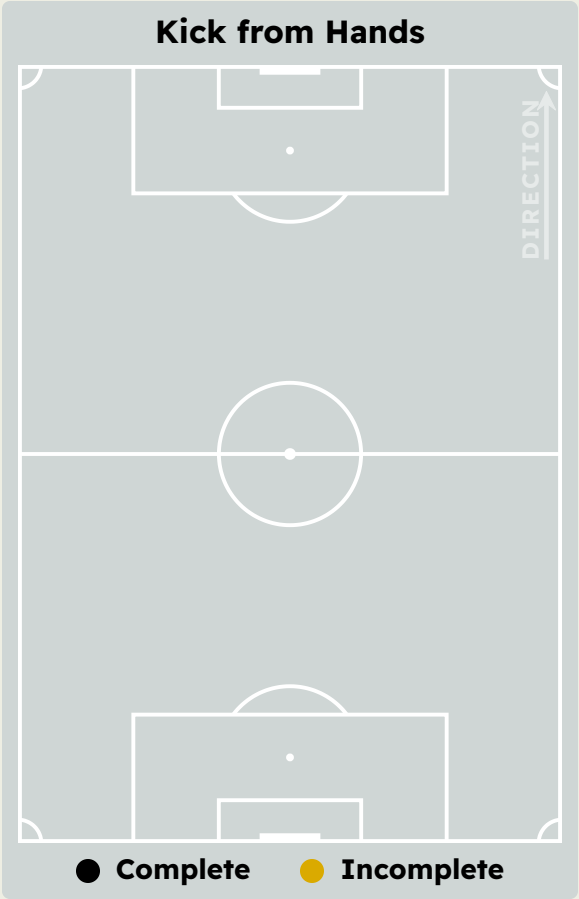
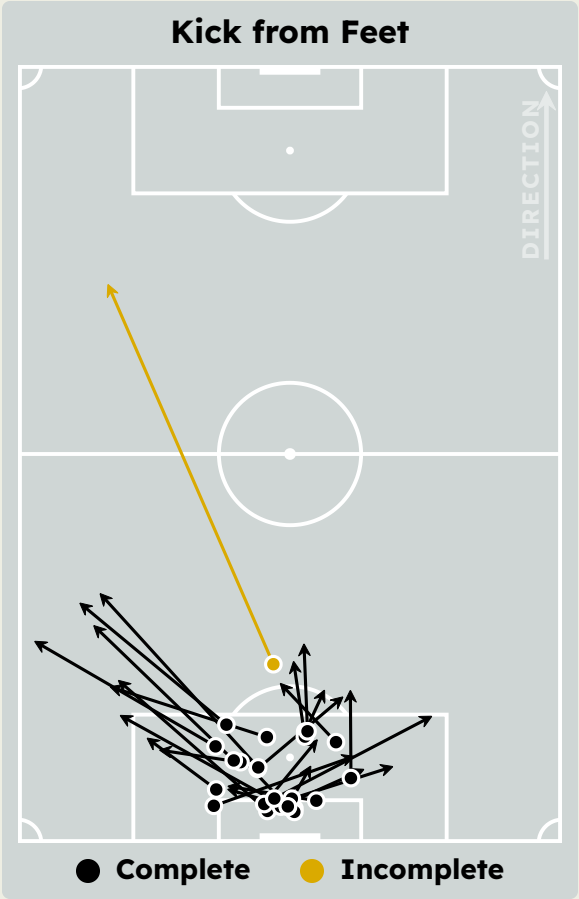
33

Total Involvements

Goalkeeping Distribution



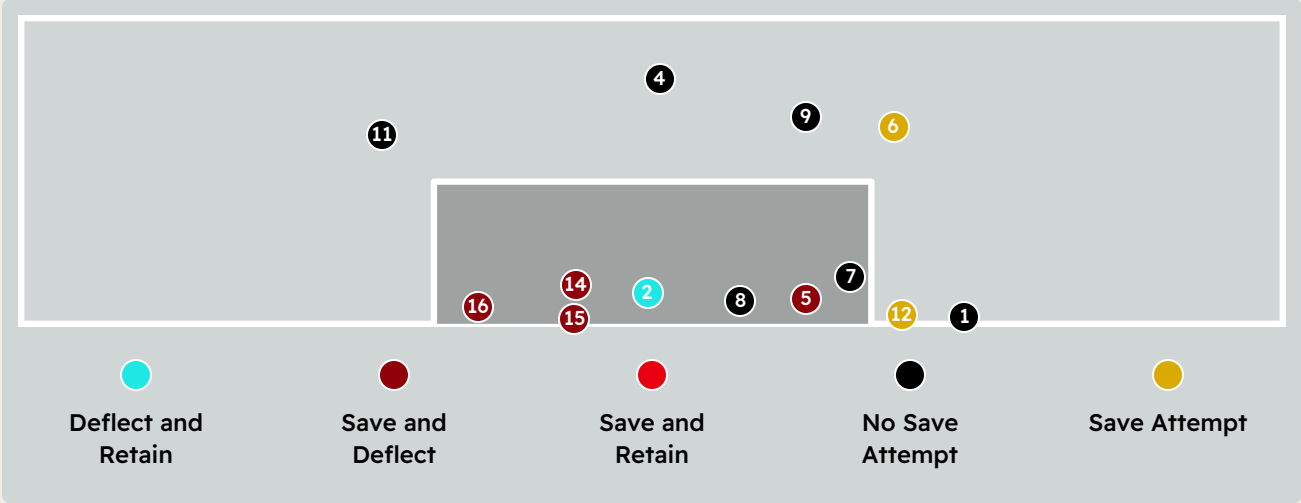
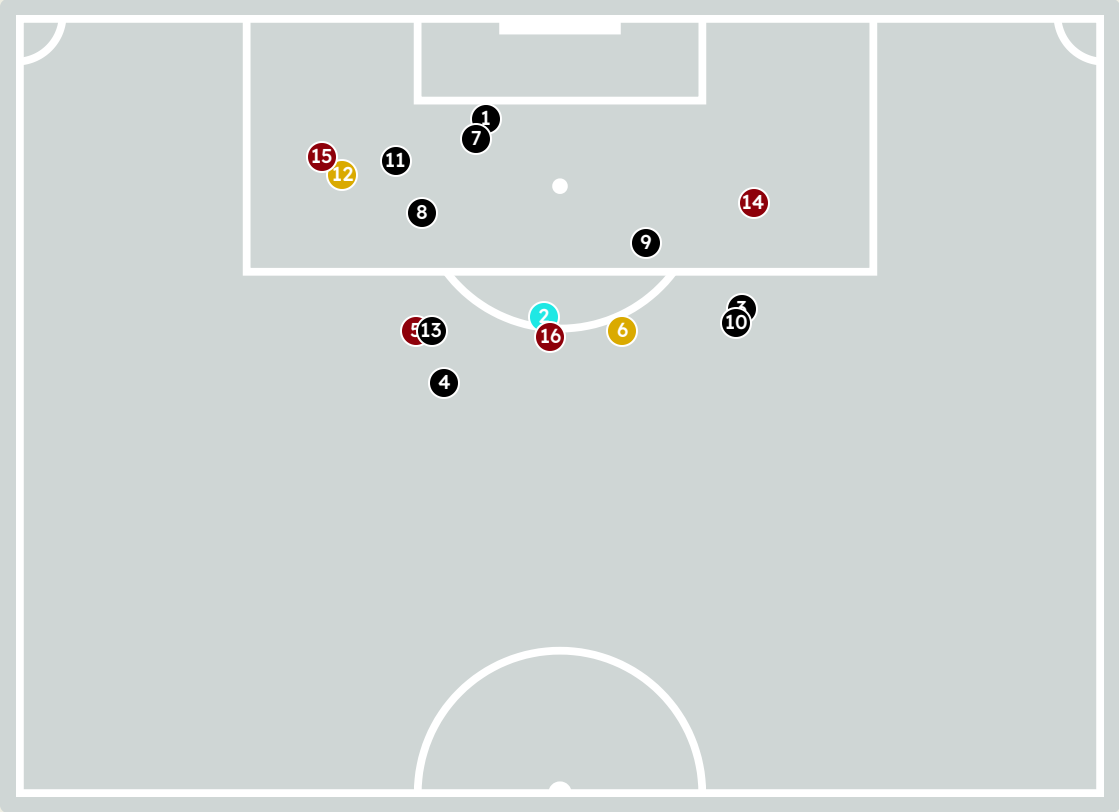
Goalkeeping Distribution



Goal Prevention

Espérance de Tunisie



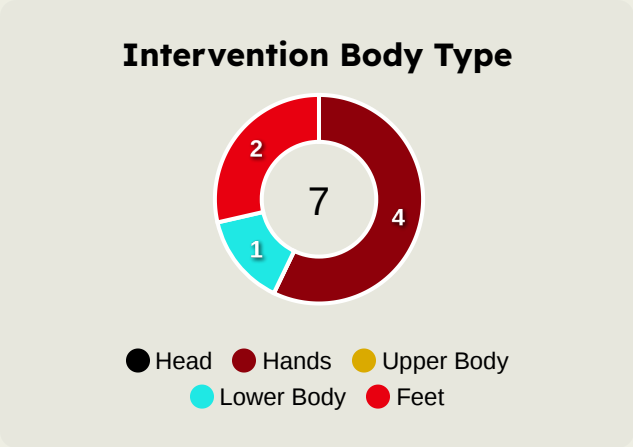
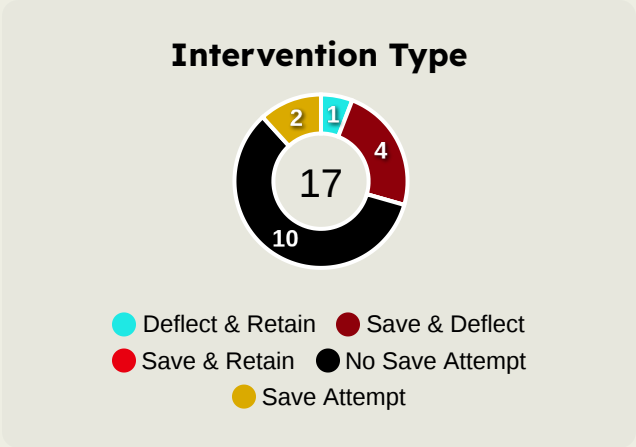


17

Total Attempts on Goal Faced

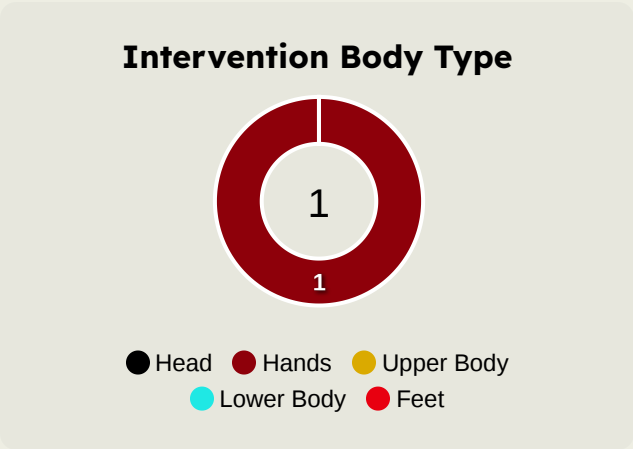
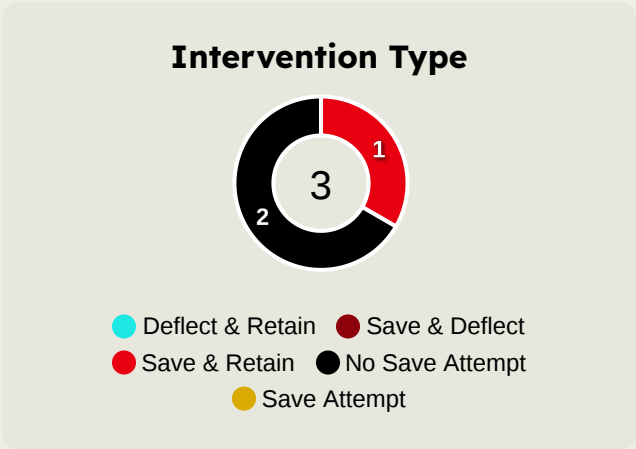
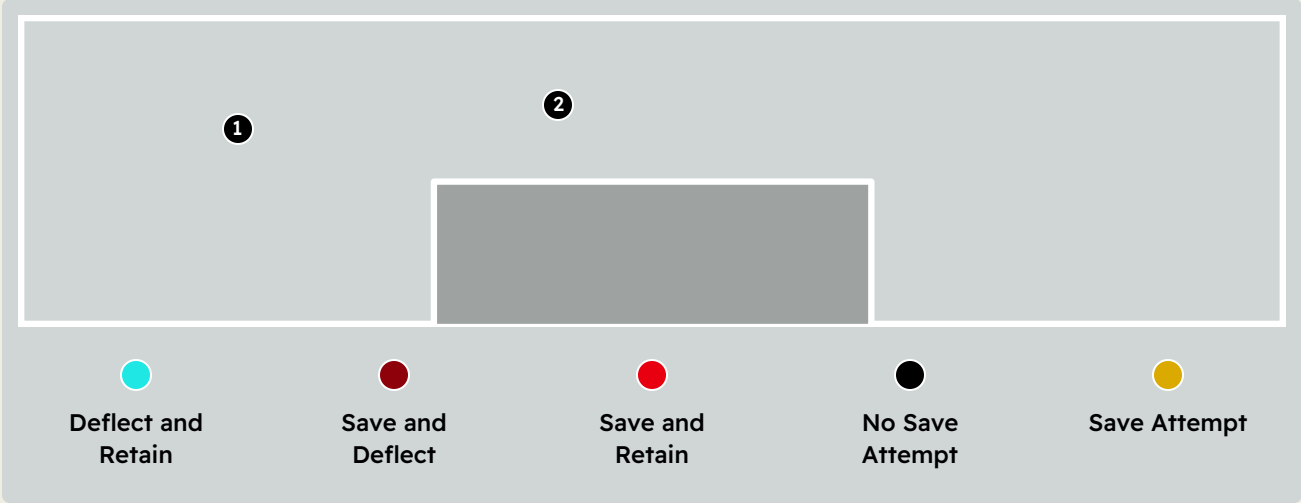
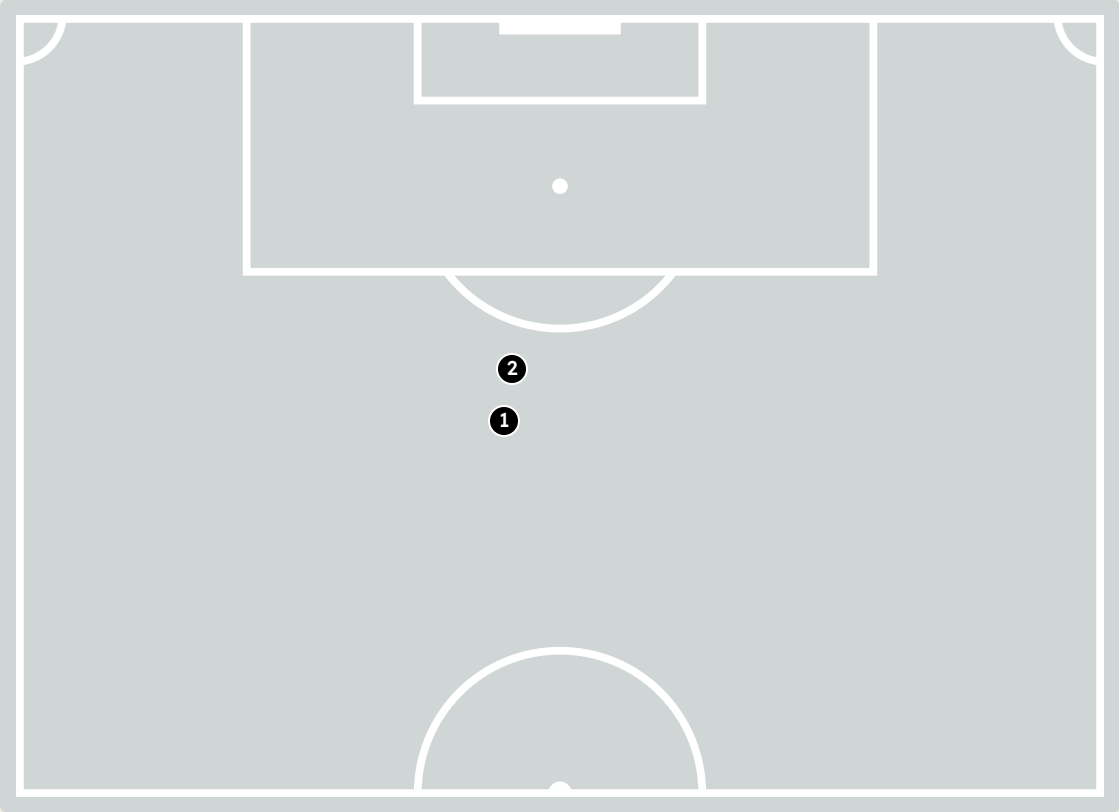
57

Save %



Total Attempts on Goal Faced	Total Goal Interventions	Save & Retain	Deflect & Retain	Save & Deflect	Save Attempt	No Save Attempt
17	4	0	1	4	2	10

Goal Prevention



Total Attempts on Goal Faced	Total Goal Interventions	Save & Retain	Deflect & Retain	Save & Deflect	Save Attempt	No Save Attempt
3	1	1	0	0	0	2

Aerial Control

Espérance de Tunisie



2

Total Interventions

1

Complete

1

Punches

0

Incomplete

1

Complete

1

Claims

0

Incomplete

0

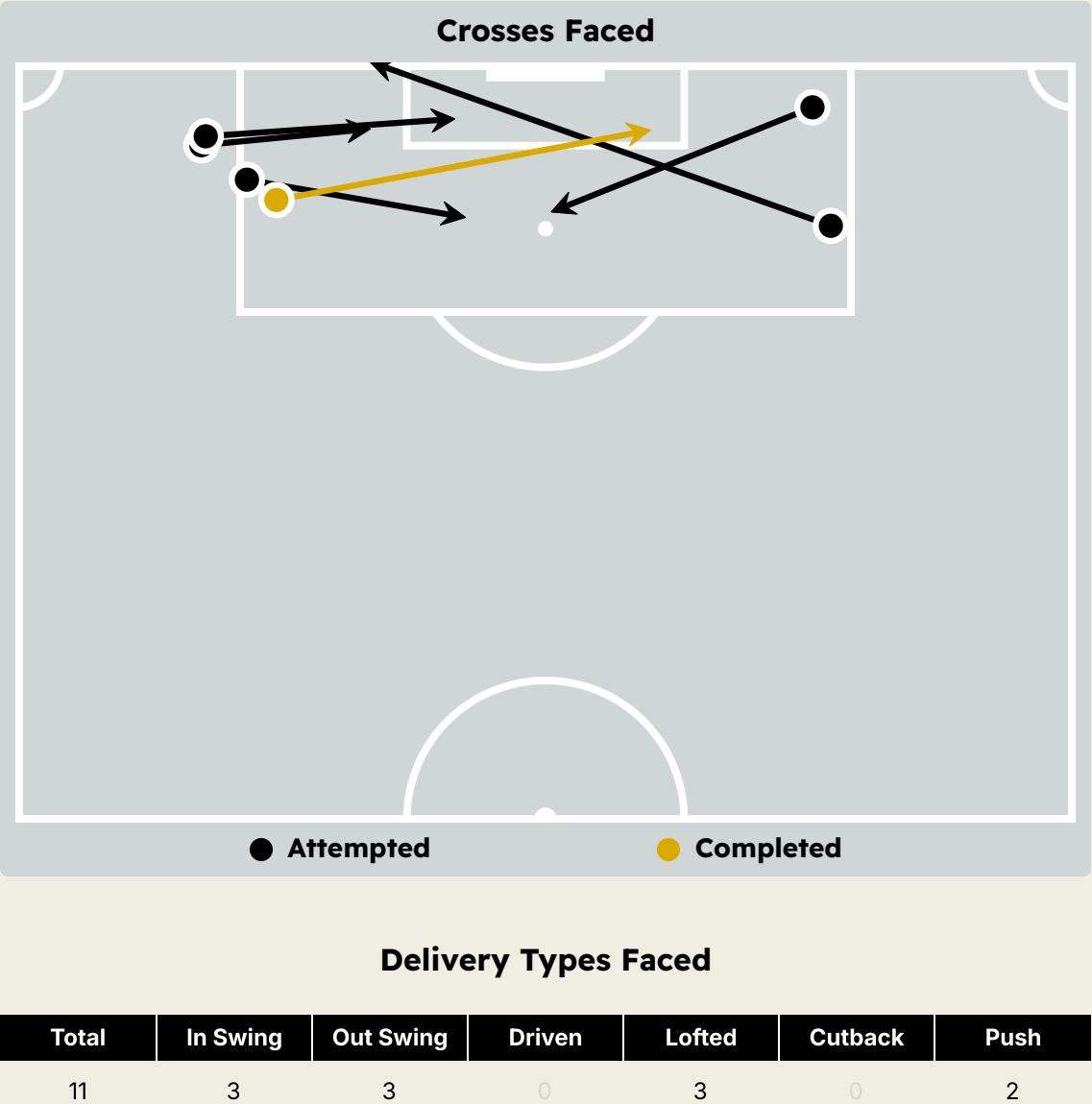
Complete

0

Tipped/Palmed

0

Incomplete



Aerial Control



0

Total Interventions

0

Complete

0

Punches

0

Incomplete

0

Complete

0

Claims

0

Incomplete

0

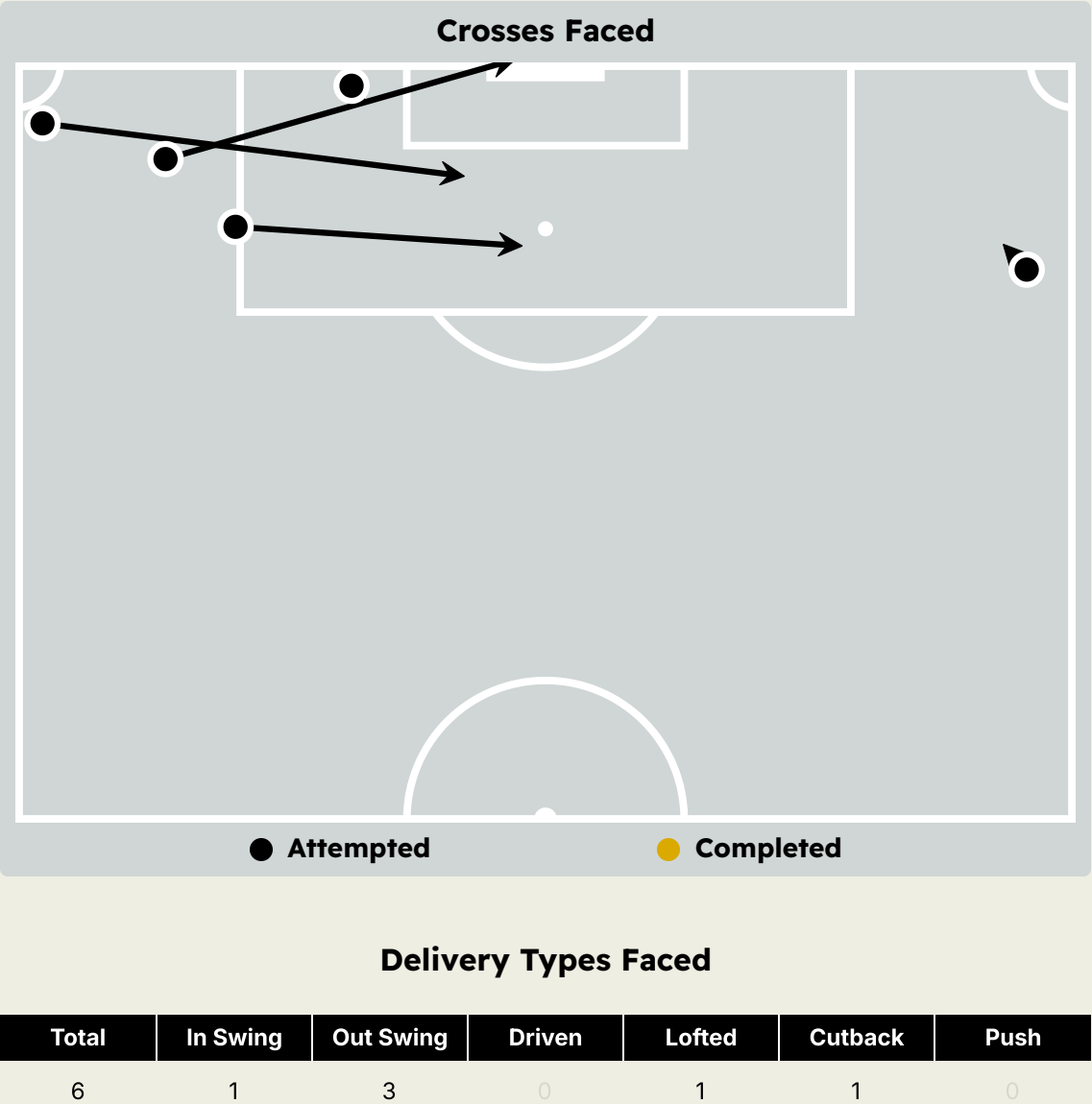
Complete

0

Tipped/Palmed

0

Incomplete



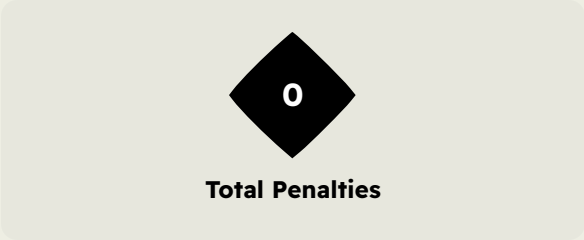


SET PLAYS



Espérance de Tunisie v Chelsea FC

Set Plays



Free Kicks	
Type	Total
Direct	12
Direct (on target)	0
Direct (off target)	0
Indirect	1

Espérance de Tunisie

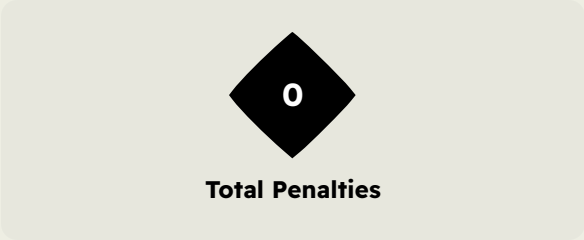


Corners			
Delivery Type	From Left Side	From Right Side	Total
Direct to Area	0	0	0
Short	1	0	1

Edge of Penalty Area	0	0	0
----------------------	---	---	---

Corners	
Delivery Style	Total
Inswing	0
Outswing	0
Driven	0
Lofted	0

Set Plays



Free Kicks	
Type	Total
Direct	12
Direct (on target)	0
Direct (off target)	0
Indirect	4

Corners			
Delivery Type	From Left Side	From Right Side	Total
Direct to Area	2	1	3
Short	1	0	1
Edge of Penalty Area	0	0	0

Corners	
Delivery Style	Total
Inswing	0
Outswing	2
Driven	0
Lofted	1



INDIVIDUAL DATA IN POSSESSION



Espérance de Tunisie v Chelsea FC

In Possession - Distributions

Espérance de Tunisie



#	Player	Passes Attempted	Passes Completed	Pass Completion %	Switches of Play	Crosses Attempted	Crosses Completed	Line Breaks Attempted	Line Breaks Completed	Line Break Completion %	Ball Progressions	Take Ons	Step Ins	Attempts at Goal	Goals
32	Bechir BEN SAID	28	16	57%	0	0	0	13	3	23%	0	0	0	0	0
2	Mohamed BEN ALI	15	12	80%	0	1	0	6	4	67%	0	0	0	0	0
5	Yassine MERIAH	22	18	82%	1	0	0	12	8	67%	1	1	0	0	0
10	YAN SASSE	10	7	70%	0	3	0	2	1	50%	2	2	0	1	0
14	Onuche OGBELU	33	30	91%	0	0	0	9	8	89%	3	1	2	0	0
15	Mohamed Amine TOUGAI	29	25	86%	0	0	0	13	9	69%	0	0	0	0	0
19	Achraf JABRI	10	6	60%	0	0	0	1	0	0%	1	1	0	0	0
20	Mohamed Amine BEN HMIDA	27	23	85%	0	1	0	12	8	67%	0	0	0	0	0
21	Abdramane KONATE	20	17	85%	1	0	0	3	3	100%	0	0	0	0	0
24	Elias MOKWANA	10	6	60%	0	0	0	1	1	100%	0	0	0	0	0
38	Khalil GUENICHI	14	10	71%	0	0	0	5	1	20%	1	0	1	1	0
4	Mohamed Wael DERBALI	17	15	88%	0	0	0	4	4	100%	0	0	0	0	0
8	Housseem TKA	6	5	83%	1	0	0	1	1	100%	0	0	0	0	0
9	RODRIGO RODRIGUES	3	1	33%	0	0	0	1	0	0%	0	0	0	0	0
13	Raed BOUCHNIBA	4	4	100%	0	1	0	0	0	0%	0	0	0	0	0
36	Chiheb JBELI	7	5	71%	0	0	0	1	0	0%	0	0	0	0	0

In Possession - Offers & Receptions



			Offer movement types						
#	Player	Total Offers	In Front	In Between	Out to In	In to Out	In Behind	No Movement	Offers Received
32	Bechir BEN SAID	1	0	0	0	0	0	1	1
2	Mohamed BEN ALI	17	2	4	0	0	5	6	7
5	Yassine MERIAH	4	0	0	0	0	0	4	0
10	YAN SASSE	45	3	13	4	1	23	1	8
14	Onuche OGBELU	20	7	4	0	3	0	6	9
15	Mohamed Amine TOUGAI	16	5	0	0	0	1	10	10
19	Achraf JABRI	14	0	5	1	0	8	0	4
20	Mohamed Amine BEN HMIDA	14	2	0	0	0	4	8	5
21	Abdramane KONATE	13	0	4	0	1	4	4	7
24	Elias MOKWANA	12	0	3	0	0	5	4	4
38	Khalil GUENICHI	20	6	12	0	0	0	2	7
4	Mohamed Wael DERBALI	33	11	11	0	5	1	5	7
8	Housseem TKA	6	0	4	0	0	1	1	1
9	RODRIGO RODRIGUES	4	0	1	1	0	2	0	0
13	Raed BOUCHNIBA	8	2	4	1	1	0	0	1
36	Chiheb JBELI	13	0	3	2	3	4	1	4

In Possession - Distributions



#	Player	Passes Attempted	Passes Completed	Pass Completion %	Switches of Play	Crosses Attempted	Crosses Completed	Line Breaks Attempted	Line Breaks Completed	Line Break Completion %	Ball Progressions	Take Ons	Step Ins	Attempts at Goal	Goals
12	Filip JORGENSEN	29	28	97%	0	0	0	2	1	50%	0	0	0	0	0
4	Tosin ADARABIOYO	121	116	96%	0	0	0	26	23	88%	0	0	0	1	1
5	Benoit BADIASHILE	94	90	96%	0	0	0	16	13	81%	0	0	0	2	0
8	Enzo FERNANDEZ	60	55	92%	0	2	0	14	10	71%	0	0	0	2	0
9	Liam DELAP	13	10	77%	0	0	0	3	2	67%	1	0	1	2	1
11	Noni MADUEKE	15	14	93%	0	2	0	3	3	100%	4	2	2	1	0
18	Christopher NKUNKU	55	50	91%	0	0	0	8	6	75%	2	1	1	1	0
22	Kiernan DEWSBURY-HALL	51	40	78%	1	4	1	8	7	88%	1	1	0	0	0
27	Malo GUSTO	61	59	97%	0	1	1	11	10	91%	2	0	2	1	0
34	Josh ACHEAMPONG	96	89	93%	1	0	0	25	24	96%	11	0	11	1	0
45	Romeo LAVIA	41	37	90%	0	0	0	8	8	100%	1	1	0	1	0
14	DARIO ESSUGO	35	34	97%	0	0	0	7	7	100%	0	0	0	0	0
17	ANDREY SANTOS	20	19	95%	0	0	0	3	3	100%	0	0	0	1	0
19	Mamadou SARR	11	10	91%	0	0	0	2	2	100%	1	0	1	0	0
32	Tyrique GEORGE	6	5	83%	0	1	0	0	0	0%	0	0	0	2	1
38	Marc GUIU	7	6	86%	0	1	0	0	0	0%	0	0	0	1	0

In Possession - Offers & Receptions



			Offer movement types						
#	Player	Total Offers	In Front	In Between	Out to In	In to Out	In Behind	No Movement	Offers Received
12	Filip JORGENSEN	6	0	0	0	0	0	6	2
4	Tosin ADARABIOYO	5	1	0	0	0	0	4	3
5	Benoit BADIASHILE	12	5	1	0	0	0	6	6
8	Enzo FERNANDEZ	71	34	15	2	3	8	9	43
9	Liam DELAP	40	3	20	1	0	16	0	12
11	Noni MADUEKE	22	1	0	1	1	11	8	6
18	Christopher NKUNKU	38	11	12	0	0	12	3	11
22	Kiernan DEWSBURY-HALL	37	6	3	0	0	6	22	23
27	Malo GUSTO	59	25	12	3	0	6	13	20
34	Josh ACHEAMPONG	3	2	0	0	0	0	1	0
45	Romeo LAVIA	22	12	7	0	0	0	3	13
14	DARIO ESSUGO	9	6	2	0	0	0	1	5
17	ANDREY SANTOS	18	15	1	0	1	1	0	10
19	Mamadou SARR	1	1	0	0	0	0	0	1
32	Tyrique GEORGE	9	1	1	0	0	5	2	2
38	Marc GUIU	22	1	14	0	1	6	0	7



INDIVIDUAL DATA OUT OF POSSESSION



Espérance de Tunisie v Chelsea FC

Out of Possession

Espérance de Tunisie



#	Player	Tackles Made / Won	Blocks	Interceptions	Pressing Direct	Pressing Indirect	Duels Won - Aerial	Duels Won - Physical	Possession Contests won	Clearances	Loose Ball Receptions	Pushing On	Pushing On into Pressing	Possession Regains	Possession Interrupted
32	Bechir BEN SAID	0 / 0	0	0	0	0	0	0	0	0	5	0	0	7	0
2	Mohamed BEN ALI	7 / 1	2	0	10	7	0	0	0	3	2	6	4	1	3
5	Yassine MERIAH	1 / 0	2	1	5	11	1	0	1	5	3	19	12	3	4
10	YAN SASSE	3 / 2	1	2	4	34	0	0	0	0	4	36	24	5	0
14	Onuche OGBELU	3 / 0	5	1	5	29	0	0	0	1	8	31	18	4	2
15	Mohamed Amine TOUGAI	1 / 0	3	0	1	3	1	1	2	3	2	14	3	3	4
19	Achraf JABRI	0 / 0	1	0	1	25	0	0	0	2	1	10	8	1	2
20	Mohamed Amine BEN HMIDA	0 / 0	2	0	3	23	0	0	0	0	3	35	20	0	2
21	Abdramane KONATE	1 / 0	3	0	7	50	0	0	0	0	4	35	32	2	1
24	Elias MOKWANA	6 / 2	0	1	8	20	0	0	0	0	4	8	6	3	1
38	Khalil GUENICHI	2 / 0	1	0	2	25	0	0	0	1	2	38	7	0	1
4	Mohamed Wael DERBALI	1 / 0	1	0	7	23	1	0	1	0	4	16	8	2	1
8	Houssem TKA	3 / 1	0	0	5	9	0	0	0	0	1	8	4	1	1
9	RODRIGO RODRIGUES	0 / 0	0	0	0	25	1	0	1	0	2	16	9	0	0
13	Raed BOUCHNIBA	0 / 0	0	0	0	5	0	0	1	0	0	5	2	1	0
36	Chiheb JBELI	0 / 0	1	0	0	8	0	0	0	0	0	9	4	0	0

Out of Possession



#	Player	Tackles Made / Won	Blocks	Interceptions	Pressing Direct	Pressing Indirect	Duels Won - Aerial	Duels Won - Physical	Possession Contests won	Clearances	Loose Ball Receptions	Pushing On	Pushing On into Pressing	Possession Regains	Possession Interrupted
12	Filip JORGENSEN	0 / 0	0	0	0	0	0	0	0	0	2	0	0	4	0
4	Tosin ADARABIOYO	1 / 1	1	5	2	3	4	0	4	1	4	5	1	9	2
5	Benoit BADIASHILE	2 / 1	0	3	3	1	2	0	2	3	6	6	3	4	3
8	Enzo FERNANDEZ	2 / 0	2	0	0	6	0	0	1	0	3	6	2	2	2
9	Liam DELAP	0 / 0	0	0	1	11	0	0	0	0	2	4	3	0	0
11	Noni MADUEKE	0 / 0	0	0	0	6	0	0	0	0	4	4	4	0	0
18	Christopher NKUNKU	1 / 1	0	0	3	15	0	0	0	0	1	7	5	1	0
22	Kiernan DEWSBURY-HALL	0 / 0	0	0	0	14	0	0	0	0	3	10	7	0	0
27	Malo GUSTO	3 / 0	1	0	4	1	0	0	0	2	10	3	1	0	4
34	Josh ACHEAMPONG	1 / 0	2	1	4	11	0	0	0	0	7	5	5	3	0
45	Romeo LAVIA	2 / 1	2	2	1	15	0	0	0	0	4	14	7	5	1
14	DARIO ESSUGO	0 / 0	0	0	3	15	0	0	0	0	3	21	10	0	0
17	ANDREY SANTOS	3 / 2	0	0	3	4	0	0	0	0	1	6	2	2	0
19	Mamadou SARR	0 / 0	0	0	0	4	0	0	0	0	0	5	4	0	0
32	Tyrique GEORGE	0 / 0	0	0	1	4	0	0	0	0	0	4	2	0	0
38	Marc GUIU	0 / 0	0	0	1	9	0	0	1	0	0	4	1	0	0



INDIVIDUAL DATA PHYSICAL



Espérance de Tunisie v Chelsea FC

Physical Data

Espérance de Tunisie



#	Player	Total Distance (m)	Zone 1: 0-7 km/h (m)	Zone 2: 7-15 km/h (m)	Zone 3: 15-20 km/h (m)	Zone 4: 20-25 km/h (m)	Zone 5: 25+ km/h (m)	High Speed Runs (Zone 3)	Sprints (Zone 4 & 5)	Top Speed (km/h)
32	Bechir BEN SAID	5064.8	4433.4	529.9	80.6	20.9	0	8.0	2.0	23.9
2	Mohamed BEN ALI	8816.0	4322.5	2828.4	901.6	527.9	235.6	86.0	47.0	30.3
5	Yassine MERIAH	8404.7	4004.6	3333.9	697.7	254.1	114.4	63.0	23.0	30.1
10	YAN SASSE	8785.0	3980.4	2778.6	1070.3	648.1	307.5	100.0	51.0	30.3
14	Onuche OGBELU	9207.6	3897.0	3692.3	1097.6	401.5	119.3	107.0	32.0	30.8
15	Mohamed Amine TOUGAI	8775.3	4245.6	3343.0	825.7	246.8	114.3	80.0	23.0	30.6
19	Achraf JABRI	5793.2	2531.4	2225.8	472.3	377.7	186.1	44.0	32.0	32.6
20	Mohamed Amine BEN HMIDA	9757.5	4700.9	3528.0	889.7	391.0	247.9	83.0	33.0	31.9
21	Abdramane KONATE	8237.4	3579.3	3127.2	1062.0	343.3	125.6	101.0	32.0	29.8
24	Elias MOKWANA	5471.1	1856.5	2192.8	836.2	392.0	193.5	74.0	34.0	32.9
38	Khalil GUENICHI	8806.1	3233.9	3697.8	1427.7	350.9	95.8	129.0	31.0	29.5
4	Mohamed Wael DERBALI	6160.1	1859.6	2656.4	1015.3	475.9	152.8	81.0	32.0	30.3
8	Houssem TKA	1790.8	545.5	814.1	280.7	134.9	15.6	25.0	13.0	29.4
9	RODRIGO RODRIGUES	3855.0	1639.8	1610.9	397.1	137.9	69.3	28.0	13.0	29.5
13	Raed BOUCHNIBA	2721.4	923.7	1181.8	336.0	188.9	91.0	32.0	15.0	28.9
36	Chiheb JBELI	2092.0	461.7	975.0	411.1	211.5	32.7	37.0	16.0	27.0

Physical Data



#	Player	Total Distance (m)	Zone 1: 0-7 km/h (m)	Zone 2: 7-15 km/h (m)	Zone 3: 15-20 km/h (m)	Zone 4: 20-25 km/h (m)	Zone 5: 25+ km/h (m)	High Speed Runs (Zone 3)	Sprints (Zone 4 & 5)	Top Speed (km/h)
12	Filip JORGENSEN	5625.7	4322.9	1093.7	186.7	22.4	0	21.0	2.0	22.9
4	Tosin ADARABIOYO	8474.9	4646.8	2918.1	581.4	223.3	105.2	52.0	19.0	33.1
5	Benoit BADIASHILE	8561.4	4369.6	3047.6	796.0	274.5	73.6	76.0	21.0	30.6
8	Enzo FERNANDEZ	7592.4	2951.7	3038.5	1027.9	462.2	112.1	96.0	36.0	33.2
9	Liam DELAP	6263.3	2838.5	2274.9	592.1	378.2	179.6	47.0	37.0	32.1
11	Noni MADUEKE	5997.9	3170.4	1727.9	575.6	305.8	218.1	52.0	32.0	32.9
18	Christopher NKUNKU	9886.1	3729.1	4122.9	1403.9	471.4	158.9	118.0	38.0	30.1
22	Kiernan DEWSBURY-HALL	10354.6	4660.9	3656.9	1298.6	536.9	201.2	112.0	44.0	28.7
27	Malo GUSTO	8775.0	3439.0	3389.9	1197.6	490.2	258.2	111.0	45.0	35.6
34	Josh ACHEAMPONG	9547.7	4521.4	3554.6	849.5	456.2	166.0	67.0	34.0	32.2
45	Romeo LAVIA	5765.2	2499.0	2232.3	655.2	308.2	70.5	57.0	25.0	28.2
14	DARIO ESSUGO	4126.0	1432.7	1937.5	550.1	149.0	56.8	52.0	12.0	27.1
17	ANDREY SANTOS	3243.7	1103.1	1274.3	571.8	254.6	40.0	50.0	18.0	27.5
19	Mamadou SARR	1664.9	590.7	813.6	191.5	58.5	10.7	19.0	4.0	27.4
32	Tyrique GEORGE	2727.1	1102.2	1042.9	294.3	190.7	97.0	22.0	17.0	32.1
38	Marc GUIU	3749.0	1409.7	1589.0	479.4	177.6	93.4	47.0	16.0	31.1

